

**Housing Development Finance Corporation Ltd****Disclosure of Share Holding pattern under Regulation 31 of SEBI (Listing Obligations and Disclosure Requirements) Regulations, 2015 ("Listing Regulations") specified securities**

1. Name of Listed Entity: **HOUSING DEVELOPMENT FINANCE CORPORATION LIMITED**
2. Scrip Code : NSE: **HDFC** Name of Scrip: **HDFC** Class of Security: **EQUITY**  
BSE: **500010**
3. Share Holding Pattern Filed under Reg. 31(1)(b) for quarter ended : **DECEMBER 31, 2022**
4. Declaration

Sr. No.	Particulars	Yes	No
1	Whether the Listed Entity has issued any partly paid up shares?		No
2	Whether the Listed Entity has issued any Convertible Securities or Warrants?	Yes	
3	Whether the Listed Entity has any shares against which depository receipts are issued?		No
4	Whether the Listed Entity has any shares in locked-in?		No
5	Whether any shares held by promoters are pledge or otherwise encumbered?		No
6	Whether the listed entity has any significant beneficial owner?		No



Table I - Summary Statement holding of specified securities

Category	Category of shareholder	Nos. of shareholders	No. of fully paid up equity shares held	No. of Partly paid up equity shares held	No. of shares underlying Depository Receipts	Total nos. shares held	Shareholding as a % of total no. of shares (calculated as per SCRR, 1957)	Number of Voting Rights held in each class of securities				No. of Shares Underlying Outstanding convertible securities (including Warrants)	Shareholding, as a % assuming full conversion of convertible securities (as a percentage of diluted)	Number of Locked in shares		Number of Shares pledged or otherwise		Number of equity shares held in dematerialised form
								No of Voting Rights			Total as a % of (A+B+C)			No. (a)	As a % of total Shares held(b)	No. (a)	As a % of total Shares held(b)	
								Class X	Class Y	Total								
(I)	(II)	(III)	(IV)	(V)	(VI)	(VII) = (IV)+(V)+(VI)	(VIII) As a % of (A+B+C2)	(IX)				(X)	(XI) = (VII)+(X) As a % of (A+B+C2)	(XII)		(XIII)		(XIV)
(A)	Promoter & Promoter Group	-	-	-	-	-	-	-	-	-	-	-	-	-	-	-	-	-
(B)	Public	759232	1826768239	0	0	1826768239	100.00	1826768239	0	1826768239	100.00	17056800	100.00	0	0.00			1821071746
(C)	Non Promoter - Non Public	-	-	-	-	-	-	-	-	-	-	-	-	-	-	-	-	-
(C1)	Shares Underlying DRs	-	-	-	-	-	-	-	-	-	-	-	-	-	-	-	-	-
(C2)	Shares Held By Employee Trust	-	-	-	-	-	-	-	-	-	-	-	-	-	-	-	-	-
	Total	759232	1826768239	0	0	1826768239	100.00	1826768239	0	1826768239	100.00	17056800	100.00	0	0.00	0	0	1821071746





**Table II - Statement showing shareholding pattern of the Promoter and Promoter Group**

Table II Statement showing Shareholding pattern of the Promoter and Promoter Group																			
	Category & Name of the Shareholders (I)	PAN (II)	No. of shareh older (III)	No. of fully paid up equity share s held	No. of Partly paid-up equity share	Nos. of shares underlying Depository Receipts	Total nos. shares held (VII = IV+V+ VI)	Sharehol ding % calculate d as per SCRR, 1957 As a % of	Number of Voting Rights held			No. of Shares Underlying Outstanding convertible securities (including Warrants) (X)	Shareholding , as a % assuming full conversion of convertible securities ( as a percentage of diluted share capital)	Number of		Number of		Number of equity shares held in demater ialized form	
									No of Voting Rights					No.	As a % of total Shares held	No.	As a % of total Shares held		
									Class X	Class Y	Total								
(1)	Indian																		
(a)	Individuals / Hindu Undivided Family	-	-	-	-	-	-	-	-	-	-	-	-	-	-	-	-	-	-
(b)	Central Government / State Government(s)	-	-	-	-	-	-	-	-	-	-	-	-	-	-	-	-	-	-
(c)	Financial Institutions / Banks	-	-	-	-	-	-	-	-	-	-	-	-	-	-	-	-	-	-
(d)	Others	-	-	-	-	-	-	-	-	-	-	-	-	-	-	-	-	-	-
	Sub-Total (A)(1)	-	-	-	-	-	-	-	-	-	-	-	-	-	-	-	-	-	-
(2)	Foreign	-	-	-	-	-	-	-	-	-	-	-	-	-	-	-	-	-	-
(a)	Individuals (NRIs / Foreign Individuals)	-	-	-	-	-	-	-	-	-	-	-	-	-	-	-	-	-	-
(b)	Government	-	-	-	-	-	-	-	-	-	-	-	-	-	-	-	-	-	-
(c)	Institutions	-	-	-	-	-	-	-	-	-	-	-	-	-	-	-	-	-	-
(d)	Foreign Portfolio Investor	-	-	-	-	-	-	-	-	-	-	-	-	-	-	-	-	-	-
(f)	Others	-	-	-	-	-	-	-	-	-	-	-	-	-	-	-	-	-	-
	Sub-Total (A)(2)	-	-	-	-	-	-	-	-	-	-	-	-	-	-	-	-	-	-
	Total Shareholding of Promoter and Promoter Group (A)= (A)(1)+(A)(2)		0	0	0	0	0	0	0	0	0	0	0	0	0	0	0	0	0

Details of Shares which remain unclaimed may be given here along with details such as number of shareholders, outstanding shares held in demat/unclaimed suspense account, voting rights

Note:

(1) PAN would not be displayed on website of Stock Exchange(s).

(2) The term "Encumbrance" has the same meaning as assigned under regulation 28(3) of SEBI (Substantial Acquisition of Shares and Takeovers) Regulations, 2011.






Table III - Statement showing shareholding pattern of the Public shareholder

	Category & Name of the shareholders	Nos. of shareholders	No. of fully paid up equity shares held	Partly paid-up equity shares held	No. of shares underlying Depository Receipts	Total nos. shares held	Shareholding % calculated as per SCRR, 1957 As a % of (A+B+C2)	Number of Voting Rights held in each class of securities				No. of Shares Underlying Outstanding convertible securities (including Warrants)	Shareholding, as a % assuming full conversion of convertible securities ( as a percentage of diluted share capital)	Number of Locked in shares		Number of Shares pledged or otherwise		Number of equity shares held in dematerialised form	Sub-categorization of shares			
								No of Voting Rights			Total as a % of Total Voting Rights			No. (a)	As a % of total Shares held(b)	No. (a)	As a % of total Shares held(b)		Shareholding(No. of shares) under	Sub-category(i)	Sub-category(ii)	Sub-category(iii)
								Class X	Class Y	Total												
	(I)	(III)	(IV)	(V)	(VI)	(VII) = (IV)+(V)+(VI)	(VIII) As a % of (A+B+C2)	(IX)				(X)	(XI)= (VII)+(X) As a % of (A+B+C2)	(XII)		(XIII)		(XIV)	(XV)			
1	Institutions (Domestic)																					
(a)	Mutual Fund	37	220354201	-	-	220354201	12.06	220354201	-	220354201	12.06	10029000	12.49	-	-	-	-	220354201	-	-	-	
	SBI Nifty 50 ETF	1	70073688	-	-	70073688	3.84	70073688	-	70073688	3.84		3.80	-	-	-	-	70073688	-	-	-	
	UTI - Nifty Exchange Traded Fund	1	26568658	-	-	26568658	1.45	26568658	-	26568658	1.45		1.44	-	-	-	-	26568658	-	-	-	
	HDFC Trustee Company Ltd. A/C HDFC Balanced Advantage Fund	1	26112154	-	-	26112154	1.43	26112154	-	26112154	1.43		1.42	-	-	-	-	26112154	-	-	-	
(b)	Venture Capital Funds	-	-	-	-	-	-	-	-	-	-	-	-	-	-	-	-	-	-	-	-	
(c)	Alternate Investment Funds	44	3242148	-	-	3242148	0.18	3242148	-	3242148	0.18		0.18	-	-	-	-	3242148	-	-	-	
(d)	Banks	11	292001	-	-	292001	0.02	292001	-	292001	0.02		0.02	-	-	-	-	289901	-	-	-	
(e)	Insurance Companies	40	152697710	-	-	152697710	8.36	152697710	-	152697710	8.36		8.28	-	-	-	-	152697710	-	-	-	
	Life Insurance Corporation Of India	1	91347124	-	-	91347124	5.00	91347124	-	91347124	5.00		4.95	-	-	-	-	91347124	-	-	-	
	ICICI Prudential Life Insurance Company Limited	1	19960814	-	-	19960814	1.09	19960814	-	19960814	1.09		1.08	-	-	-	-	19960814	-	-	-	
(f)	Provident Funds/ Pension Funds	1	17379721	-	-	17379721	0.95	17379721	-	17379721	0.95		0.94	-	-	-	-	17379721	-	-	-	
(g)	Asset Reconstruction Companies	-	-	-	-	-	-	-	-	-	-	-	-	-	-	-	-	-	-	-	-	
(h)	Sovereign Wealth Funds	2	2436729	-	-	2436729	0.13	2436729	-	2436729	0.13		0.13	-	-	-	-	2436729	-	-	-	
(i)	NBFCs registered with RBI	19	886236	-	-	886236	0.05	886236	-	886236	0.05		0.05	-	-	-	-	886236	-	-	-	
(j)	Other Financial Institutions	-	-	-	-	-	-	-	-	-	-	-	-	-	-	-	-	-	-	-	-	
(k)	Any Other (Specify)	-	-	-	-	-	-	-	-	-	-	-	-	-	-	-	-	-	-	-	-	
	Sub Total (B)(1)	154	397288746	0	0	397288746	21.75	397288746	0	397288746	21.75	10029000	22.09	0	0	0	0	397286646	-	-	-	




2	Institutions (Foreign)																			
(a)	Foreign Direct Investment	-	-	-	-	-	-	-	-	-	-	-	-	-	-	-	-	-	-	-
(b)	Foreign Venture Capital Investors	-	-	-	-	-	-	-	-	-	-	-	-	-	-	-	-	-	-	-
(c)	Sovereign Wealth Funds	-	-	-	-	-	-	-	-	-	-	-	-	-	-	-	-	-	-	-
(d)	Foreign Portfolio Investors Category I	1811	1227717654	-	-	1227717654	67.21	1227717654	-	1227717654	67.21		66.59	-	-	-	-	1227717654	-	-
	Government Of Singapore	1	64971858	-	-	64971858	3.56	64971858	-	64971858	3.56		3.52	-	-	-	-	64971858	-	-
	Invesco Developing Markets Fund	1	64007618	-	-	64007618	3.50	64007618	-	64007618	3.50		3.47	-	-	-	-	64007618	-	-
	Goldman Sachs Trust II - Goldman Sachs Gqg Partners International Opportunities Fund	1	25986678	-	-	25986678	1.42	25986678	-	25986678	1.42		1.41	-	-	-	-	25986678	-	-
	Vanguard Emerging Markets Stock Index Fund, A Series Of Vanguard International Equity Index Funds	1	24225143	-	-	24225143	1.33	24225143	-	24225143	1.33		1.31	-	-	-	-	24225143	-	-
	Vanguard Total International Stock Index Fund	1	23306263	-	-	23306263	1.28	23306263	-	23306263	1.28		1.26	-	-	-	-	23306263	-	-
	Government Pension Fund Global	1	23123058	-	-	23123058	1.27	23123058	-	23123058	1.27		1.25	-	-	-	-	23123058	-	-
	Kuwait Investment Authority Fund 601	1	18626402	-	-	18626402	1.02	18626402	-	18626402	1.02		1.01	-	-	-	-	18626402	-	-
(e)	Foreign Portfolio Investors Category II	-	-	-	-	-	-	-	-	-	-	-	-	-	-	-	-	-	-	-
(f)	Overseas Depositories(holding DRs) (balancing figure)	-	-	-	-	-	-	-	-	-	-	-	-	-	-	-	-	-	-	-
(g)	Any Other (Specify)	9	253057	-	-	253057	0.01	253057	-	253057	0.01		0.01	-	-	-	-	250557	-	-
	Foreign Institutional Investors	6	248970	-	-	248970	0.01	248970	-	248970	0.01		0.01	-	-	-	-	246470	-	-
	Foreign Bank	3	4087	-	-	4087	0.00	4087	-	4087	0.00		0.00	-	-	-	-	4087	-	-
	<b>Sub Total (B)(2)</b>	<b>1820</b>	<b>1227970711</b>	<b>0</b>	<b>0</b>	<b>1227970711</b>	<b>67.22</b>	<b>1227970711</b>	<b>0</b>	<b>1227970711</b>	<b>67.22</b>	<b>0</b>	<b>66.60</b>			<b>0</b>	<b>0</b>	<b>1227968211</b>	<b>-</b>	<b>-</b>
3	Central Government/ State Government(s)																			
(a)	Central Government / President of India	3	24103	-	-	24103	0.00	24103		24103	0.00		0.00	-	-	-	-	24103	-	-
(b)	State Government / Governor	1	30000	-	-	30000	0.00	30000		30000	0.00		0.00	-	-	-	-	30000	-	-
(c)	Shareholding by Companies or Bodies Corporate where Central / State Government is a promoter	-	-	-	-	-	-	-	-	-	-	-	-	-	-	-	-	-	-	-
	<b>Sub Total (B)(3)</b>	<b>4</b>	<b>54103</b>	<b>0</b>	<b>0</b>	<b>54103</b>	<b>0.00</b>	<b>54103</b>	<b>0</b>	<b>54103</b>	<b>0.00</b>	<b>0</b>	<b>0.00</b>	<b>0</b>	<b>0</b>	<b>0</b>	<b>0</b>	<b>54103</b>	<b>-</b>	<b>-</b>





4	Non-Institutions																		-	-	-
(a)	Associate companies / Subsidiaries	1	7856660	-	-	7856660	0.43	7856660	-	7856660	0.43		0.43	-	-	-	-	7856660	-	-	-
(b)	Directors and their relatives (excluding Independent Directors and nominee Directors)	11	9579476	-	-	9579476	0.52	9579476	-	9579476	0.52		0.52	-	-	-	-	9579476	-	-	-
(C)	Key Managerial Personnel	1	65572	-	-	65572	0.00	65572	-	65572	0.00		0.00	-	-	-	-	65572	-	-	-
(D)	Relatives of promoters (other than 'immediate relatives' of promoters disclosed under 'Promoter and Promoter Group' category)	-	-	-	-	-	-	-	-	-	-		-	-	-	-	-	-	-	-	-
(L)	Trusts where any person belonging to 'Promoter and Promoter Group' category is 'trustee', 'beneficiary', or 'author of the trust'																				
(f)	Investor Education and Protection Fund (IEPF)	1	1622510	-	-	1622510	0.09	1622510	-	1622510	0.09		0.09	-	-	-	-	1622510	-	-	-
(g)	i. Resident Individual holding nominal share capital up to Rs. 2 lakhs.	723141	133039852	-	-	133039852	7.29	133039852	-	133039852	7.29	2857187	7.37	-	-	-	-	128401614	-	-	-
(h)	ii. Resident individual holding nominal share capital in excess of Rs. 2 lakhs.	98	25019501	-	-	25019501	1.37	25019501	-	25019501	1.37	786600	1.40	-	-	-	-	24066651	-	-	-
(i)	Non Resident Indians (NRIs)	16037	6208561	-	-	6208561	0.34	6208561	-	6208561	0.34	126000	0.34	-	-	-	-	6183211	-	-	-
(j)	Foreign Nationals	4	1679	-	-	1679	0.00	1679	-	1679	0.00		0.00	-	-	-	-	1679	-	-	-
(k)	Foreign Companies	-	-	-	-	-	-	-	-	-	-		-	-	-	-	-	-	-	-	-
(l)	Bodies Corporate	3094	15174182	-	-	15174182	0.83	15174182	-	15174182	0.83	3027250	0.99	-	-	-	-	15098727	-	-	-
(m)	Any Other (Specify)	14866	2886686	-	-	2886686	0.16	2886686	-	2886686	0.16	230763	0.17	-	-	-	-	2886686	-	-	-
	Clearing Member	49	106135	-	-	106135	0.01	106135	-	106135	0.01	600	0.01	-	-	-	-	106135	-	-	-
	Hindu Undivided Family	14450	2121860	-	-	2121860	0.12	2121860	-	2121860	0.12	230163	0.13	-	-	-	-	2121860	-	-	-
	Independent Director	2	30000	-	-	30000	0.00	30000	-	30000	0.00		0.00	-	-	-	-	30000	-	-	-
	Independent Relatives Of Director	1	281	-	-	281	0.00	281	-	281	0.00		0.00	-	-	-	-	281	-	-	-
	Body Corp-Ltd Liability Partnership	304	389712	-	-	389712	0.02	389712	-	389712	0.02		0.02	-	-	-	-	389712	-	-	-
	Trusts	60	238698	-	-	238698	0.01	238698	-	238698	0.01		0.01	-	-	-	-	238698	-	-	-
	Sub Total (B)(4)	757254	201454679	0	0	201454679	11.03	201454679	0	201454679	11.03	7027800	11.31	0	0	0	0	195762786	0	0	0
	Total Public Shareholding (B)= (B)(1)+(B)(2)+(B)(3)+b(4)	759232	1826768239	0	0	1826768239	100.00	1826768239	0	1826768239	100.00	17056800	100.00	0	0	0	0	1821071746	0	0	0



Details of the shareholders acting as persons in Concert including their Shareholding (No. and %):

No. of shareholders	No. of Shares	%
0	0	Nil

Details of Shares which remain unclaimed may be given hear along with details such as number of shareholders, outstanding shares held in demat/unclaimed suspense account, voting rights which are frozen etc.

No. of shareholders	No. of shares
2	3000

Note :

(1) PAN would not be displayed on website of Stock Exchange(s).

(2) The above format needs to be disclosed along with the names of the shareholders holding 1% or more than 1% of shares of the listed entity. Column no.(XIII)is not applicable in the above format.

(3) W.r.t. the information pertaining to Depository Receipts, the same may be disclosed in the respective columns to the extent information available and the balance to be disclosed as held by custodian.

(4) Categorization and disclosure of each shareholder category should be carried out in the order prescribed in the above format. If a shareholder is falling under more than one category, then the same shall be classified in the category falling first in the order prescribed in the above format. Shareholding under any of the categories shall be unique and will not be duplicated under multiple categories.

(5) Sub-categorization of shares under column no.(XV) will be based on shareholding(no. of shares)under the following sub-categories:

(i) Shareholder who are represented by a nominee Director on the board of the listed entity or have the right to nominate a representative(i.e. Director)on the board of the listed entity.

(ii) Shareholder who have entered into shareholder agreement with the listed entity.

(iii) Shareholders acting as persons in concert with promoters.





**Table IV - Statement showing shareholding pattern of the Non Promoter- Non Public shareholder**

Table IV - Statement showing shareholding pattern of the Non-Promoter, Non-Public Shareholder.																			
	Category & Name of the Shareholders (I)	PAN (II)	No. of share holder (III)	No. of fully paid up equity shares held (IV)	No. of Partly paid-up equity shares held (V)	Nos. of shares underlying Depository Receipts (VI)	Total nos. shares held (VII = IV+V+VI)	Shareholding % calculated as per SCRR, 1957 As a % of	Number of Voting Rights held			No. of Shares Underlying Outstanding convertible securities (including	Shareholding , as a % assuming full conversion of convertible securities ( as a percentage of diluted share capital)	Number of		Number of Shares		Number of equity shares held in dematerialized form (XIV)	
									No of Voting Rights					Total as a % of Total Voting rights	No.	As a % of total Shares held	No. (Not Applicable)		As a % of total Shares held (Not Applicable)
									Class X	Class Y	Total								
(1)	Shares underlying DRs	-	-	-	-	-	-	-	-	-	-	-	-	-	-	-	-	-	-
(a)	Custodian/DR Holder	-	-	-	-	-	-	-	-	-	-	-	-	-	-	-	-	-	-
(2)	Shares held by Employee Trusts	-	-	-	-	-	-	-	-	-	-	-	-	-	-	-	-	-	-
(a)	Employee Benefit Trust (under SEBI (share based Employee Benefit) Regulations, 2014)	-	-	-	-	-	-	-	-	-	-	-	-	-	-	-	-	-	-
	Total Non-Promoter- Non Public Shareholding (C)= (C)(1)+(C)(2)		0	0	0	0	0	0	0	0	0	0	0	0	0	0	0	0	0

Note:

(1) PAN would not be displayed on website of Stock Exchange(s).

(2) The above format needs to disclose name of all holders holding more than 1% of total number of shares

(3) W.r.t. the information pertaining to Depository Receipts, the same may be disclosed in the respective columns to the extent information available






Table V- Statement showing details of significant beneficial owners (SBOs)

Sr. No	Details of the SBO (I)			Details of the registered owner (II)			Details of holding/ exercise of right of the SBO in the reporting company, whether direct or indirect*: (III)		Date of creation / acquisition of significant beneficial interest# (IV)
	(I)			(II)					
	Name	PAN/ Passport No. in case of a foreign national	Nationality	Name	PAN/ Passport No. in case of a foreign national	Nationality	Whether by virtue of:		
							Shares	%	
							Voting rights	%	
Rights on distributable dividend or any other distribution							%		
						Exercise of control			
						Exercise of significant influence			
-	-	-	-	-	-	-	-	-	
-	-	-	-	-	-	-	-	-	

\* In case the nature of the holding/ exercise of the right of a SBO falls under multiple categories specified under (a) to (e) under Column III, multiple rows for the same SBO shall be inserted accordingly for each of the categories.

# This column shall have the details as specified by the listed entity under Form No. BEN-2 as submitted to the Registrar.



**Table VI- Statement showing Foreign Ownership Limits**

	<b>Board approved limits</b>	<b>Limits utilized</b>
As on shareholding date	100	66.77
As on the end of previous 1st quarter (31/09/2022)	100	67.29
As on the end of previous 2nd quarter (30/06/2022)	100	67.28
As on the end of previous 3rd quarter (31/03/2022)	100	68.76
As on the end of previous 4th quarter (31/12/2021)	100	71.63

