

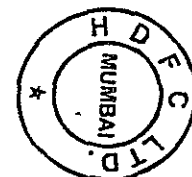


HOUSING DEVELOPMENT FINANCE CORPORATION LIMITED

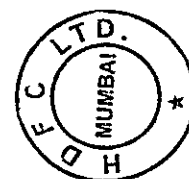
(I)(a) STATEMENT SHOWING SHAREHOLDING PATTERN

Script Code: 500010		Script Name: HDFC	Class of security: Equity	Date: September 30, 2014
	Partly paid-up shares:	No. of partly paid-up shares	As a % of total no. of partly paid-up shares	As a % of total no. of shares of the company
1	Held by promoter / promoters group	Nil		
2	Held by public	Nil		
	Total	Nil		
	Outstanding convertible securities	No. of outstanding securities	As a % of total no. of outstanding convertible securities	As a % of total no. of shares of the company, assuming full conversion of the convertible securities
1	Held by promoter / promoter group	Nil		
2	Held by public	Nil		
	Total	Nil		
	Warrants:-	No. of warrants	As a % of total no. of warrants	As a % of total no. of shares of the company, assuming full conversion of warrants
1	Held by promoter / promoter group	Nil		
2	Held by public	Nil	Nil	Nil
	Total	Nil	Nil	Nil
	Total paid-up capital of the company assuming, full conversion of warrants and convertible securities	1,56,88,62,770		

Category code	Category of shareholder	Number of share holders	Total number of shares	Number of shares held in dematerialized form	Total shareholding as a percentage of total number of shares		Shares pledged or otherwise encumbered	
					As a percentage of (A+B)	As a percentage of (A+B+C)	Number of Shares	As a percentage (VIII) / (IV)*100
(I)	(II)	(III)	(IV)	(V)	(VI)	(VII)	(VIII)	(IX)
(A)	Promoter and Promoter Group2							
(1)	Indian							
(a)	Individuals/Hindu Undivided Family	-	-	-	-	-	-	-
(b)	Central Government/State Government(s)	-	-	-	-	-	-	-
(c)	Bodies Corporate	-	-	-	-	-	-	-
(d)	Financial Institutions/ Banks	-	-	-	-	-	-	-
(e)	Any Other (specify)	-	-	-	-	-	-	-
	Sub-Total (A)(1)	-	-	-	-	-	-	-
(2)	Foreign							
(a)	Individuals (Non-Resident Individuals/Foreign	-	-	-	-	-	-	-
(b)	Bodies Corporate	-	-	-	-	-	-	-



(c)	Institutions	-	-	-	-	-	-	-	-
(d)	Qualified Foreign Investor	-	-	-	-	-	-	-	-
(e)	Any Other (specify)	-	-	-	-	-	-	-	-
	Sub-Total (A)(2)	-	-	-	-	-	-	-	-
	Total Shareholding of Promoter and Promoter Group (A)= (A)(1)+(A)(2)	-	-	-	-	-	-	-	-
(B)	Public Shareholding3							N.A.	N.A.
(1)	Institutions							N.A.	N.A.
(a)	Mutual Funds/ UTI	251	3,29,81,814	3,29,77,064	2.10%	2.10%			
(b)	Financial Institutions/ Banks	90	2,32,67,170	2,32,60,070	1.48%	1.48%			
(c)	Central Government/ State Government(s)	7	9,04,457	9,04,457	0.06%	0.06%			
(d)	Venture Capital Funds	-	-	-	-	-			
(e)	Insurance Companies	26	10,18,04,937	10,18,04,437	6.49%	6.49%			
(f)	Foreign Institutional Investors	1,140	1,22,13,46,061	1,22,13,46,061	77.85%	77.85%			
(g)	Foreign Venture Capital Investors	-	-	-	-	-			
(h)	Qualified Foreign Investor	-	-	-	-	-			
(i)	Any Other	-	-	-	-	-			
	FDI - Foreign Institutions	5	29,80,901	29,80,901	0.19%	0.19%			
	Sub-Total (B)(1)	1,519	1,38,32,85,340	1,38,32,72,990	88.17%	88.17%	-	-	-
(2)	Non-institutions							NA	NA
(a)	Bodies Corporate	2,139	3,01,00,378	2,96,40,643	1.92%	1.92%			
(b)	Individuals -								
	i. Individual shareholders holding nominal share capital up to Rs. 1 lakh.	1,72,882	11,22,54,452	9,66,81,933	7.16%	7.16%			
	ii. Individual shareholders holding nominal share capital in excess of Rs. 1 lakh.	205	2,63,16,921	2,61,08,371	1.68%	1.68%			
(c)	Qualified Foreign Investor	-	-	-	-	-			
(d)	Any Other (specify)								
	Directors & their relatives	38	91,05,732	91,01,832	0.58%	0.58%			
	Hindu Undivided Families	2,784	11,71,039	11,71,039	0.07%	0.07%			
	Foreign National	-	-	-	-	-			
	NRIs	3,569	30,34,083	30,21,083	0.19%	0.19%			
	OCBs	-	-	-	-	-			
	Clearing Members	220	10,72,884	10,72,884	0.07%	0.07%			
	Trusts	45	25,21,941	25,21,941	0.16%	0.16%			
	Sub-Total (B)(2)	1,81,882	18,55,77,430	16,93,19,726	11.83%	11.83%	-	-	-
	Total Public Share holding (B) = (B)(1) + (B)(2)	1,83,401	1,56,88,62,770	1,55,25,92,716	100.00%	100.00%	NA	NA	NA
	TOTAL (A)+(B)	1,83,401	1,56,88,62,770	1,55,25,92,716	100.00%	100.00%	-	-	-
(C)	Shares held by Custodians and against which Depository Receipts have been issued							NA	NA
(1)	Promoter and Promoter Group	-	-	-	-	-			
(2)	Public	-	-	-	-	-			
	GRAND TOTAL (A) + (B) + (C)	1,83,401	1,56,88,62,770	1,55,25,92,716	100.00%	100.00%	NA	NA	NA



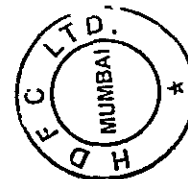
(I)(d) Statement showing details of locked-in shares				
Sr. No.	Name of the shareholder	Number of locked-in shares	Locked-in shares as a percentage of total number of shares (i.e., Grand Total (A)+(B)+(C) indicated in Statement at para (I)(a) above)	Promoter / Promoter Group / Public
1	Nil	Nil	%	Nil
2	Nil	Nil	%	Nil
3	Nil	Nil	%	Nil
	TOTAL	Nil	%	Nil

(II)(a) Statement showing details of Depository Receipts (DRs)				
Sr. No.	Type of outstanding DR (ADRs, GDRs, SDRs, etc.)	Number of outstanding DRs	Number of shares underlying outstanding DRs	Shares underlying outstanding DRs as a percentage of total number of shares (i.e., Grand Total (A)+(B)+(C) indicated in Statement at para (I)(a) above)
1	Nil	0	0	0
	TOTAL	0	0	0

(II)(b) Statement showing Holding of Depository Receipts (DRs), where underlying shares are in excess of 1% of the total number of shares				
Sr. No.	Name of the DR Holder	Type of outstanding DR (ADRs, GDRs, SDRs, etc.)	Number of shares underlying outstanding DRs	Shares underlying outstanding DRs as a percentage of total number of shares (i.e., Grand Total (A)+(B)+(C) indicated in Statement at para (I)(a) above)
1	Nil	0	0	0
	TOTAL	0	0	0

Shares underlying outstanding DRs as a percentage of total number of shares (i.e., Grand Total (A)+(B)+(C) indicated in Statement at para (I)(a) above)

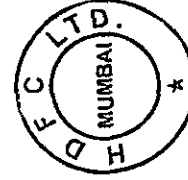
(III) (a) Statement showing the voting pattern of shareholders, if more than one class of shares/ securities is issued by the issuer.				N.A.
1	Nil	0	0	0
	TOTAL	0	0	0

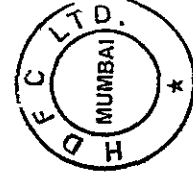


(I)(b) Statement showing holding of securities (including shares, warrants, convertible securities) of persons belonging to the category "Promoter and Promoter Group"

Sr. No. (I)	Name of the shareholder	Details of shares held		Encumbered Shares (*)		Details of warrants		Details of convertible securities		Total shares (including underlying shares assuming full conversion of warrants and convertible securities) as a % of diluted share capital
		No. Of shares held	As a % grand total (A)+(B)+(C)	Number	As a percentage (A)+(B)+(C) of sub-clause (I)(a)	No. of warrants held	As a % total no. of warrants of the same class	No. of convertible securities held	As a percentage total no. of convertible securities of the same class	
(I)	(II)	(III)	(IV)	(V)	(VI)= (V)/(III)*100	(VII)	(IX)	(X)	(XI)	(XII)
1	Nil									N.A.
2	Nil									N.A.
TOTAL	Nil	Nil	Nil	Nil	Nil	Nil	Nil	Nil	Nil	N.A.

(*) The term "encumbrance" has the same meaning as assigned to it in regulation 28(3) of SAST Regulations, 2011



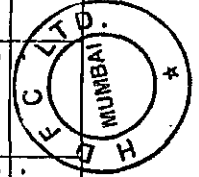


(i)(c) Statement showing holding of securities (including shares, convertible securities) of persons belonging to the category "Public" and holding more than 1% of the total number of shares

Sr. No.	Name of the shareholder	Number of shares held	Shares as a percentage of total number of shares (i.e., Grand Total (A)+(B)+(C) indicated in Statement at para (i)(a) above)	Details of warrants		Details of convertible securities		Total shares (including underlying shares assuming full conversion of warrants and convertible securities) as a % of diluted share capital
				No. of warrants held	As a % total no. of warrants of the same class	No. of convertible securities held	As a percentage total no. of convertible securities of the same class	
1	EUROPACIFIC GROWTH FUND	6,22,75,570	3.97%	-	-	-	-	3.97%
2	OPPENHEIMER DEVELOPING MARKETS FUND	6,20,49,449	3.96%	-	-	-	-	3.96%
3	LIFE INSURANCE CORPORATION OF INDIA	3,92,12,389	2.50%	-	-	-	-	2.50%
4	VANGUARD EMERGING MARKETS STOCK INDEX FUND, ASERIES OF VANGUARD INTERNATIONAL EQUITY INDEX FUND	2,86,12,618	1.82%	-	-	-	-	1.82%
5	GOVERNMENT OF SINGAPORE	2,74,40,668	1.75%	-	-	-	-	1.75%
6	ABERDEEN GLOBAL INDIAN EQUITY (MAURITIUS) LIMITED	2,64,40,000	1.69%	-	-	-	-	1.69%
7	COPTHALL MAURITIUS INVESTMENT LIMITED	2,50,92,320	1.60%	-	-	-	-	1.60%
8	VIRTUS EMERGING MARKETS OPPORTUNITIES FUND	2,32,49,077	1.48%	-	-	-	-	1.48%
9	ABU DHABI INVESTMENT AUTHORITY - GULAB	2,29,46,698	1.46%	-	-	-	-	1.46%
10	NATIONAL WESTMINSTER BANK PLC AS DEPOSITORY OF FIRST STATE ASIA PACIFIC LEADERS FUND A SUB FUND OF FIRST STATE INVESTMENTS ICVC	2,13,02,723	1.36%	-	-	-	-	1.36%
11	VONTOBEL INDIA FUND	1,94,41,231	1.24%	-	-	-	-	1.24%
12	ICICI PRUDENTIAL LIFE INSURANCE COMPANY LTD	1,75,41,453	1.12%	-	-	-	-	1.12%
13	ABERDEEN EMERGING MARKETS FUND	1,66,63,000	1.06%	-	-	-	-	1.06%
14	VONTOBEL FUND A/C VONTOBEL FUND EMERGING MARKETS EQUITY	1,58,34,512	1.01%	-	-	-	-	1.01%
15	ABERDEEN GLOBAL-EMERGING MARKETS EQUITY FUND	1,57,26,012	1.00%	-	-	-	-	1.00%
	TOTAL	42,38,27,720	27.01%	-	-	-	-	27.01%

(i)(c) Statement showing holding of securities (including shares, convertible securities) of persons belonging (together with PAC) belonging to the category "Public" and holding more than 5% of the total number of shares of the company

Sr. No.	Name of the shareholder(s) and Persons Acting in Concert (PAC) with them	Number of shares	Shares as a percentage of total number of shares (i.e., Grand Total (A)+(B)+(C) indicated in Statement at para (i)(a) above)	Details of warrants		Details of convertible securities		Total shares (including underlying shares assuming full conversion of warrants and convertible securities) as a % of diluted share capital
				No. of warrants	As a % of total no. of warrants of the same class	No. of convertible securities held	% w.r.t total convertible securities of the same class	
	ABERDEEN GLOBAL INDIAN EQUITY (MAURITIUS) LIMITED	2,64,40,000	1.69%	-	-	-	-	1.69%
	ABERDEEN EMERGING MARKETS FUND	1,66,63,000	1.06%	-	-	-	-	1.06%
	ABERDEEN GLOBAL-EMERGING MARKETS	1,57,26,012	1.00%	-	-	-	-	1.00%
	ABERDEEN EMERGING MARKETS EQUITY FUND, A SERIES OF THE ABERDEEN INSTITUTIONAL COMMINGLED FUNDS, LLC.	92,66,385	0.59%	-	-	-	-	0.59%
	ABERDEEN INVESTMENT FUNDS (CVC-ABERDEEN EMERGING MARKETS EQUITY FUND)	57,29,646	0.37%	-	-	-	-	0.37%
	ABERDEEN INVESTMENT FUNDS (CVC-ABERDEEN ASIA PACIFIC EQUITY FUND)	43,56,305	0.28%	-	-	-	-	0.28%
	ABERDEEN GLOBAL-ASIA PACIFIC EQUITY FUND	30,48,304	0.19%	-	-	-	-	0.19%
	ABERDEEN ASSET MANAGEMENT ASIA LIMITED A/C EDINBURGH DRAGON TRUST PLC	23,01,700	0.15%	-	-	-	-	0.15%
	ABERDEEN ASIA - PACIFIC (EX - JAPAN) EQUITY FUND	16,84,799	0.11%	-	-	-	-	0.11%
	NEW INDIA INVESTMENT COMPANY (MAURITIUS) LIMITED	15,20,000	0.10%	-	-	-	-	0.10%
	GLOBAL EMERGING MARKETS EQUITY PORTFOLIO	12,34,872	0.08%	-	-	-	-	0.08%
	ABERDEEN CANADA EMERGING MARKETS FUND	8,19,892	0.05%	-	-	-	-	0.05%
	THE MASTER TRUST BANK OF JAPAN LTD A/C THE MASTER TRUST BANK OF JAPAN, LTD. AS TRUSTEE OF ABERDEEN ASIA EQUITY EX JAPAN MOTHER FUND	6,93,820	0.04%	-	-	-	-	0.04%
	ABERDEEN ASIA PACIFIC EXCLUDING JAPAN EQUITY FUND, A SERIES OF THE ABERDEEN INSTITUTIONAL COMMINGLED FUNDS, LLC	4,21,000	0.03%	-	-	-	-	0.03%
	GEM2 PORTFOLIO	2,71,631	0.02%	-	-	-	-	0.02%
	ABERDEEN ASIA PACIFIC INCLUDING JAPAN EQUITY FUND, A SERIES OF THE ABERDEEN INSTITUTIONAL COMMINGLED FUNDS, LLC.	1,87,496	0.01%	-	-	-	-	0.01%



(i)(c) Statement showing holding of securities (including shares, convertible securities) of persons belonging (together with PAC) belonging to the category "Public" and holding more than 5% of the total number of shares of the company

Sr. No.	Name of the shareholder(s) and Persons Acting in Concert (PAC) with them	Number of shares	Shares as a percentage of total number of shares (i.e., Grand Total (A)+(B)+(C) indicated in Statement at para (i)(a) above)	Details of warrants		Details of convertible securities		Total shares (including underlying shares assuming full conversion of warrants and convertible securities) as a % of diluted share capital
				No. of warrants	As a % total no. of warrants of the same class	No. of convertible securities held	% w.r.t total number of convertible securities of the same class	
	ABERDEEN INVESTMENT FUNDS (CVC-ABERDEEN ASIA PACIFIC AND JAPAN EQUITY FUND	1,63,759	0.01%	-	-	-	-	0.01%
	FIRST TRUST ABERDEEN EMERGING OPPORTUNITY FUND	93,500	0.01%	-	-	-	-	0.01%
1	ABERDEEN ASSET MANAGEMENT ASIA LTD. ON BEHALF OF FUNDS ADVISED / MANAGED	9,06,22,121	5.78%	-	-	-	-	5.78%
	TOTAL	9,06,22,121	5.78%	-	-	-	-	5.78%

Chaitanya

