



HOUSING DEVELOPMENT FINANCE CORPORATION LIMITED
www.hdfc.com

Disclosure of Share Holding pattern under Regulation 31 of SEBI (Listing Obligations

1. Name of Listed Entity: **HOUSING DEVELOPMENT FINANCE CORPORATION LIMITED**

2. Scrip Code : NSE: **HDFC** Name of Scrip: **HDFC** Class of Security: **EQUITY**

BSE: **500010**

3. Share Holding Pattern Filed under Reg. 31(1)(b) for quarter ended : **DECEMBER 31, 2017**

4. Declaration

| | Particulars | Yes | No |
|---|--|-----|----|
| 1 | Whether the Listed Entity has issued any partly paid up shares? | | No |
| 2 | Whether the Listed Entity has issued any Convertible Securities or Warrants? | Yes | |
| 3 | Whether the Listed Entity has any shares against which depository receipts are issued? | | No |
| 4 | Whether the Listed Entity has any shares in locked-in? | | No |
| 5 | Whether any shares held by promoters are pledge or otherwise encumbered? | | No |




Table I - Summary Statement holding of specified securities

| Category (I) | Category of shareholder (II) | No. of shareholders (III) | No. of fully paid up equity shares held (IV) | No. of Partly paid-up equity shares held (V) | No. of shares underlying Depository Receipts (VI) | Total nos. shares held (VII = IV+V+VI) | Shareholding as a % of total no. of shares (calculated as per SCRR, 1957) As a % of (A+B+C2) (VIII) | Number of Voting Rights held in each class of securities (IX) | | | No. of Shares Underlying Outstanding convertible securities (including Warrants) (X) | Shareholding , as a % assuming full conversion of convertible securities (as a percentage of diluted share capital) (XI) = (VII)+(X) as a % of A+B+C2 | Number of Locked in shares (XII) | | Number of Shares pledged or otherwise encumbered (XIII) | | Number of equity shares held in dematerialized form (XIV) | |
|-----------------|---------------------------------|------------------------------|---|---|--|---|---|--|---------|-------------------------|---|--|-------------------------------------|-----------------------------|--|-----------------------------|--|------------|
| | | | | | | | | No of Voting Rights | | Total as a % of (A+B+C) | | | No. | As a % of total Shares held | No. | As a % of total Shares held | | |
| | | | | | | | | Class X | Class Y | | | | | | | | | Total |
| (A) | Promoter & Promoter Group | | | | | | | | | | | | | | | | | |
| (B) | Public | 228036 | 1597597695 | | | 1597597695 | 100.00 | 1597597695 | - | 1597597695 | 100.00 | 36500000 | 97.77 | - | - | - | - | 1585746261 |
| (C) | Non Promoter - Non Public | - | - | - | - | - | - | - | - | - | - | - | - | - | - | - | - | - |
| (C1) | Shares Underlying DRs | - | - | - | - | - | - | - | - | - | - | - | - | - | - | - | - | - |
| (C2) | Shares held by Employee Trusts | - | - | - | - | - | - | - | - | - | - | - | - | - | - | - | - | - |
| | Total | 228036 | 1597597695 | 0 | 0 | 1597597695 | 100.00 | 1597597695 | 0 | 1597597695 | 100.00 | 36500000 | 97.77 | 0 | 0 | 0 | 0 | 1585746261 |



Table II - Statement showing shareholding pattern of the Promoter and Promoter Group

| Table II - Statement showing shareholding pattern of the Promoter and Promoter Group | | | | | | | | | | | | | | | | | | | |
|--|--|----------|--------------------------|--|--|--|--|--|---|---------|-------|-------------------------------------|--|---|----------------------------------|-----------------------------|---|-----------------------------|---|
| | Category & Name of the Shareholders (I) | PAN (II) | No. of shareholder (III) | No. of fully paid up equity shares held (IV) | No. of Partly paid-up equity shares held (V) | Nos. of shares underlying Depository Receipts (VI) | Total nos. shares held (VII = IV+V+VI) | Shareholding % calculated as per SCRR, 1957 As a % of (A+B+C2) (VIII) | Number of Voting Rights held in each class of securities (IX) | | | | No. of Shares Underlying Outstanding convertible securities (including Warrants) (X) | Shareholding, as a % assuming full conversion of convertible securities (as a percentage of diluted share capital) (XI) = (VII)+(X) as a % of A+B+C2 | Number of Locked in shares (XII) | | Number of Shares pledged or otherwise encumbered (XIII) | | Number of equity shares held in dematerialized form (XIV) |
| | | | | | | | | | No of Voting Rights | | | Total as a % of Total Voting rights | | | No. | As a % of total Shares held | No. | As a % of total Shares held | |
| | | | | | | | | | Class X | Class Y | Total | | | | | | | | |
| (1) | Indian | | | | | | | | | | | | | | | | | | |
| (a) | Individuals / Hindu Undivided Family | - | - | - | - | - | - | - | - | - | - | - | - | - | - | - | - | - | - |
| (b) | Central Government / State Government(s) | - | - | - | - | - | - | - | - | - | - | - | - | - | - | - | - | - | - |
| (c) | Financial Institutions / Banks | - | - | - | - | - | - | - | - | - | - | - | - | - | - | - | - | - | - |
| (d) | Others | - | - | - | - | - | - | - | - | - | - | - | - | - | - | - | - | - | - |
| | Sub-Total (A)(1) | - | - | - | - | - | - | - | - | - | - | - | - | - | - | - | - | - | - |
| (2) | Foreign | - | - | - | - | - | - | - | - | - | - | - | - | - | - | - | - | - | - |
| (a) | Individuals (NRIs / Foreign Individuals) | - | - | - | - | - | - | - | - | - | - | - | - | - | - | - | - | - | - |
| (b) | Government | - | - | - | - | - | - | - | - | - | - | - | - | - | - | - | - | - | - |
| (c) | Institutions | - | - | - | - | - | - | - | - | - | - | - | - | - | - | - | - | - | - |
| (d) | Foreign Portfolio Investor | - | - | - | - | - | - | - | - | - | - | - | - | - | - | - | - | - | - |
| (f) | Others | - | - | - | - | - | - | - | - | - | - | - | - | - | - | - | - | - | - |
| | Sub-Total (A)(2) | - | - | - | - | - | - | - | - | - | - | - | - | - | - | - | - | - | - |
| | Total Shareholding of Promoter and Promoter Group (A)= (A)(1)+(A)(2) | | 0 | 0 | 0 | 0 | 0 | 0 | 0 | 0 | 0 | 0 | 0 | 0 | 0 | 0 | 0 | 0 | 0 |
| Note: The number of shares held in demat/unclaimed suspense account, voting rights which are frozen etc. | | | | | | | | | | | | | | | | | | | |

Details of Shares which remain unclaimed may be given here along with details such as number of shareholders, outstanding shares held in demat/unclaimed suspense account, voting rights which are frozen etc.

Note:

(1) PAN would not be displayed on website of Stock Exchange(s).

(2) The term "Encumbrance" has the same meaning as assigned under regulation 28(3) of SEBI (Substantial Acquisition of Shares and Takeovers) Regulations, 2011.




Table III - Statement showing shareholding pattern of the Public shareholder

| (1) | Category & Name of the Shareholders (I) | PAN (II) | No. of shareholder (III) | No. of fully paid up equity shares held (IV) | No. of Partly paid-up equity shares held (V) | Nos. of shares underlying Depository Receipts (VI) | Total nos. shares held (VII = IV+V+VI) | Shareholding % calculated as per SCRR, 1957 As a % of (A+B+C2) (VIII) | Number of Voting Rights held in each class of securities (IX) | | | No. of Shares Underlying Outstanding convertible securities (including Warrants) (X) | Shareholding, as a % assuming full conversion of convertible securities (as a percentage of diluted share capital) (XI) = (VII)+(X) as a % of A+B+C2 | Number of Locked in shares (XII) | | Number of Shares pledged or otherwise encumbered (XIII) | | Number of equity shares held in dematerialized form (XIV) | |
|-----|---|----------|--------------------------|--|--|--|--|--|---|---------|-------------------------------------|--|--|----------------------------------|-----------------------------|---|--|---|------------|
| | | | | | | | | | No of Voting Rights | | Total as a % of Total Voting rights | | | No. | As a % of total Shares held | No. (Not Applicable) | As a % of total Shares held (Not Applicable) | | |
| | | | | | | | | | Class X | Class Y | | | | | | | | | Total |
| (1) | Institutions | | | | | | | | | | | | | | | | | | |
| (a) | Mutual Funds / UTI | | 39 | 105979215 | - | - | 105979215 | 6.63 | 105979215 | - | 105979215 | 6.63 | 22469400 | 6.49 | - | - | - | - | 105976965 |
| | ICICI PRUDENTIAL BALANCED FUND | | | 19019847 | - | - | 19019847 | 1.19 | 19019847 | - | 19019847 | 1.19 | - | 1.16 | - | - | - | - | 19019847 |
| | SBI-ETF NIFTY 50 | | | 17324864 | - | - | 17324864 | 1.08 | 17324864 | - | 17324864 | 1.08 | - | 1.06 | - | - | - | - | 17324864 |
| (b) | Venture Capital Funds | | | - | - | - | - | - | - | - | - | - | - | - | - | - | - | - | - |
| (c) | Alternate Investment Funds | | | - | - | - | - | - | - | - | - | - | - | - | - | - | - | - | - |
| (d) | Foreign Venture Capital Investors | | | - | - | - | - | - | - | - | - | - | - | - | - | - | - | - | - |
| (e) | Foreign Portfolio Investors | | 1500 | 1194348342 | - | - | 1194348342 | 74.76 | 1194348342 | - | 1194348342 | 74.76 | 51100 | 73.09 | - | - | - | - | 1194348342 |
| | OPPENHEIMER DEVELOPING MARKETS FUND | | | 59003592 | - | - | 59003592 | 3.69 | 59003592 | - | 59003592 | 3.69 | - | 3.61 | - | - | - | - | 59003592 |
| | EUROPACIFIC GROWTH FUND | | | 31813425 | - | - | 31813425 | 1.99 | 31813425 | - | 31813425 | 1.99 | - | 1.95 | - | - | - | - | 31813425 |
| | GOVERNMENT OF SINGAPORE | | | 31561171 | - | - | 31561171 | 1.98 | 31561171 | - | 31561171 | 1.98 | - | 1.93 | - | - | - | - | 31561171 |
| | VANGUARD EMERGING MARKETS STOCK INDEX FUND, ASERIES OF VANGUARD INTERNATIONAL EQUITY INDEX FUND | | | 26902395 | - | - | 26902395 | 1.68 | 26902395 | - | 26902395 | 1.68 | - | 1.65 | - | - | - | - | 26902395 |
| | ABU DHABI INVESTMENT AUTHORITY - BEHAVE | | | 22668517 | - | - | 22668517 | 1.42 | 22668517 | - | 22668517 | 1.42 | - | 1.39 | - | - | - | - | 22668517 |
| | VANGUARD TOTAL INTERNATIONAL STOCK INDEX FUND | | | 20939254 | - | - | 20939254 | 1.31 | 20939254 | - | 20939254 | 1.31 | - | 1.28 | - | - | - | - | 20939254 |
| | ISHARES INDIA INDEX MAURITIUS COMPANY | | | 17524085 | - | - | 17524085 | 1.10 | 17524085 | - | 17524085 | 1.10 | - | 1.07 | - | - | - | - | 17524085 |
| (f) | Financial Institutions / Banks | | 20 | 1787000 | - | - | 1787000 | 0.11 | 1787000 | - | 1787000 | 0.11 | - | 0.11 | - | - | - | - | 1779900 |
| (g) | Insurance Companies | | 36 | 114927861 | - | - | 114927861 | 7.19 | 114927861 | - | 114927861 | 7.19 | - | 7.03 | - | - | - | - | 114927861 |
| | LIFE INSURANCE CORPORATION OF INDIA | | | 67284735 | - | - | 67284735 | 4.21 | 67284735 | - | 67284735 | 4.21 | - | 4.12 | - | - | - | - | 67284735 |



| | | | | | | | | | | | | | | | | | | |
|---------|--|---------------|-------------------|-------------------|----------|-------------------|-------------------|-------------------|-------------------|-------------------|-------------------|-----------------|-----------------|--------------|----------|----------|----------|-------------------|
| (h) | Provident Funds/Pension Funds | | | - | - | - | - | - | - | - | - | - | - | - | - | - | - | - |
| (i) | Others | | | - | - | - | - | - | - | - | - | - | - | - | - | - | - | - |
| (1) | Foreign Institutional Investor | | | - | - | - | - | - | - | - | - | - | - | - | - | - | - | - |
| | Sub-Total (B)(1) | | 1595 | 1417042418 | - | - | 1417042418 | 88.70 | 1417042418 | - | 1417042418 | 88.70 | 22520500 | 86.72 | - | - | - | 1417033068 |
| (2) | Central Government / State Government(s)/President of India | | | - | - | - | - | - | - | - | - | - | - | - | - | - | - | - |
| (a) | Central Government / State Government(s)/President of India | 5 | 1556861 | - | - | 1556861 | 0.10 | 1556861 | - | 1556861 | 0.10 | - | 0.10 | - | - | - | - | 1556861 |
| | Sub-Total (B)(2) | 5 | 1556861 | - | - | 1556861 | 0.10 | 1556861 | - | 1556861 | 0.10 | 0 | 0.10 | - | - | - | - | 1556861 |
| (3) | Non-Institutions | | | - | - | - | - | - | - | - | - | - | 0.00 | - | - | - | - | - |
| (a(i)) | Individual shareholders holding nominal share capital up to Rs. 2 lakhs | 213919 | 117846812 | - | - | 117846812 | 7.38 | 117846812 | - | 117846812 | 7.38 | 4637447 | 7.21 | - | - | - | - | 106438838 |
| (a(ii)) | Individual shareholders holding nominal share capital in excess of Rs. 2 lakhs | 93 | 22904770 | - | - | 22904770 | 1.43 | 22904770 | - | 22904770 | 1.43 | 2774000 | 1.40 | - | - | - | - | 22797370 |
| (b) | NBFCs registered with RBI | | - | - | - | - | - | - | - | - | - | - | - | - | - | - | - | - |
| (c) | Employee Trusts | | - | - | - | - | - | - | - | - | - | - | - | - | - | - | - | - |
| (d) | Overseas Depositories (holding DRs) (balancing figure) | | - | - | - | - | - | - | - | - | - | - | - | - | - | - | - | - |
| (e) | Others | | - | - | - | - | - | - | - | - | - | - | - | - | - | - | - | - |
| (1) | Trusts | 47 | 7233497 | - | - | 7233497 | 0.45 | 7233497 | - | 7233497 | 0.45 | 58400 | 0.44 | - | - | - | - | 7233497 |
| (2) | Directors & their Relatives | 17 | 8021620 | - | - | 8021620 | 0.50 | 8021620 | - | 8021620 | 0.50 | - | 0.49 | - | - | - | - | 8021620 |
| (3) | Foreign Nationals | 4 | 1605 | - | - | 1605 | 0.00 | 1605 | - | 1605 | 0.00 | - | 0.00 | - | - | - | - | 1605 |
| (4) | Non Resident Indians | 5560 | 4962076 | - | - | 4962076 | 0.31 | 4962076 | - | 4962076 | 0.31 | 51100 | 0.30 | - | - | - | - | 4946476 |
| (5) | Clearing Members | 73 | 748323 | - | - | 748323 | 0.05 | 748323 | - | 748323 | 0.05 | 124100 | 0.05 | - | - | - | - | 748323 |
| (6) | Hindu Undivided Families | 4910 | 1443675 | - | - | 1443675 | 0.09 | 1443675 | - | 1443675 | 0.09 | - | 0.09 | - | - | - | - | 1443675 |
| (7) | Foreign Corporate Bodies | 2 | 2174882 | - | - | 2174882 | 0.14 | 2174882 | - | 2174882 | 0.14 | - | 0.13 | - | - | - | - | 2174882 |
| (8) | Bodies Corporate | 1811 | 13661156 | - | - | 13661156 | 0.86 | 13661156 | - | 13661156 | 0.86 | 6334453 | 0.84 | - | - | - | - | 13350046 |
| | Sub-Total (B)(3) | 226436 | 178998416 | - | - | 178998416 | 11.20 | 178998416 | - | 178998416 | 11.20 | 13979500 | 10.95 | - | - | - | - | 167156332 |
| | Total Public Shareholding (B)= (B)(1)+(B)(2)+(B)(3) | 228036 | 1597597695 | 0 | 0 | 1597597695 | 100.00 | 1597597695 | 0 | 1597597695 | 100.00 | 36500000 | 97.77 | 0 | 0 | 0 | 0 | 1585746261 |

Details of the shareholders acting as persons in Concert including their Shareholding (No. and %): NIL

Details of Shares which remain unclaimed may be given here along with details such as number of shareholders, outstanding shares held in demat/unclaimed suspense account, voting rights which are frozen etc. **29,400** Equity Shares held under HDFC UNCLAIMED SUSPENSE ACCOUNT by 17 shareholders.

Note:

(1) PAN would not be displayed on website of Stock Exchange(s).

(2) The above format needs to be disclosed along with the name of following persons:

Institutions/Non Institutions holding more than 1% of total number of shares.

(3) W.r.t. the information pertaining to Depository Receipts, the same may be disclosed in the respective columns to the extent information available and the balance to be disclosed as held by custodian




Table IV - Statement showing shareholding pattern of the Non Promoter- Non Public shareholder

| | Category & Name of the Shareholders (I) | PAN (II) | No. of share holder (III) | No. of fully paid up equity shares held (IV) | No. of Partly paid-up equity share s held (V) | Nos. of shares underlyi ng Deposito ry Receipts (VI) | Total nos. shares held (VII = IV+V+ VI) | Sharehold ing % calculated as per SCRR, 1957 As a % of (A+B+C2) (VIII) | Number of Voting Rights held in each class of securities (IX) | | | | No. of Shares Underlyin g Outstandi ng convertibl e securities (including Warrants) (X) | Shareholding , as a % assuming full conversion of convertible securities (as a percentage of diluted share capital) (XI) = (VII)+(X) as a % of A+B+C2 | Number of Locked in shares (XII) | | Number of Shares pledged or otherwise encumbered (XIII) | | Numbe r of equity shares held in demate rialize d form (XIV) |
|-----|--|-------------|---------------------------------------|--|---|---|---|--|---|---------|---|---|--|---|---|--------------------------------------|--|--|--|
| | | | | | | | | | No of Voting Rights | | | Total as a % of Total Voting rights | | | No. | As a % of total Shares held | No. (Not Applicabl e) | As a % of total Shares held (Not Applicable) | |
| | | | | | | | | | Class X | Class Y | | | | | | | | | |
| | | | | | | | | | | | | | | | Total | | | (a) | |
| (1) | Shares underlying DRs | - | - | - | - | - | - | - | - | - | - | - | - | - | - | - | - | - | |
| (a) | Custodian/DR Holder | - | - | - | - | - | - | - | - | - | - | - | - | - | - | - | - | - | |
| (2) | Shares held by Employee Trusts | - | - | - | - | - | - | - | - | - | - | - | - | - | - | - | - | - | |
| (a) | Employee Benefit Trust (under SEBI (share based Employee Benefit) Regulations, 2014) | - | - | - | - | - | - | - | - | - | - | - | - | - | - | - | - | - | |
| | Total Non-Promoter- Non Public Shareholding (C)= (C)(1)+(C)(2) | | 0 | 0 | 0 | 0 | 0 | 0 | 0 | 0 | 0 | 0 | 0 | 0 | 0 | 0 | 0 | 0 | |

Note:

(1) PAN would not be displayed on website of Stock Exchange(s).

(2) The above format needs to disclose name of all holders holding more than 1% of total number of shares

(3) W.r.t. the information pertaining to Depository Receipts, the same may be disclosed in the respective columns to the extent information available

