

Disclosure of Share Holding pattern under Regulation 31 of SEBI (Listing Obligations and Disclosure Requirements) Regulations, 2015 (“Listing Regulations”) specified securities

1. Name of Listed Entity. **HOUSING DEVELOPMENT FINANCE CORPORATION LIMITED**

2. Scrip Code : NSE: **HDFC** Name of Scrip: **HDFC** Class of Security: **EQUITY**

BSE: **500010**

3. Share Holding Pattern Filed under Reg. 31(1)(b) for quarter ended : **DECEMBER 31, 2019**

4. Declaration

	Particulars	Yes	No
1	Whether the Listed Entity has issued any partly paid up shares?		No
2	Whether the Listed Entity has issued any Convertible Securities or Warrants?		No
3	Whether the Listed Entity has any shares against which depository receipts are issued?		No
4	Whether the Listed Entity has any shares in locked-in?		No
5	Whether any shares held by promoters are pledge or otherwise encumbered?		No



Investor Services Department, 5th Floor, Ramon House, H T Parekh Marg, 169, Backbay Reclamation, Churchgate, Mumbai 400 020. Tel: 61413900. Fax: 022 - 24147301. Email: investorcare@hdfc.com

Regd. Office: Ramon House, H T Parekh Marg, 169, Backbay Reclamation, Churchgate, Mumbai 400 020. INDIA.

Corporate Identity Number: L70100MH1977PLC019916

Table I - Summary Statement holding of specified securities

Category (I)	Category of shareholder (II)	No. of shareholders (III)	No. of fully paid up equity shares held (IV)	No. of Partly paid-up equity shares held (V)	No. of shares underlying Depository Receipts (VI)	Total nos. shares held (VII = IV+V+VI)	Shareholding as a % of total no. of shares (calculated as per SCRR, 1957) As a % of (A+B+C2) (VIII)	Number of Voting Rights held in each class of securities (IX)			No. of Shares Underlying Outstanding convertible securities (including Warrants) (X)	Shareholding, as a % assuming full conversion of convertible securities (as a percentage of diluted share capital) (XI) = (VII)+(X) as a % of A+B+C2	Number of Locked in shares (XII)		Number of Shares pledged or otherwise encumbered (XIII)		Number of equity shares held in dematerialized form (XIV)	
								No of Voting Rights		Total as a % of (A+B+C)			No.	As a % of total Shares held	No.	As a % of total Shares held		
								Class X	Class Y									Total
(A)	Promoter & Promoter Group																	
(B)	Public	371280	1729027666	0	0	1729027666	100.00	1729027666	0	1729027666	100.00	0	100.00	0	0	0	0	1722234826
(C)	Non Promoter - Non Public	-	-	-	-	-	-	-	-	-	-	-	-	-	-	-	-	-
(C1)	Shares Underlying DRs	-	-	-	-	-	-	-	-	-	-	-	-	-	-	-	-	-
(C2)	Shares held by Employee Trusts	-	-	-	-	-	-	-	-	-	-	-	-	-	-	-	-	-
	Total	371280	1729027666	0	0	1729027666	100.00	1729027666	0	1729027666	100.00	0	100.00	0	0	0	0	1722234826



Table II - Statement showing shareholding pattern of the Promoter and Promoter Group

	Category & Name of the Shareholders (I)	PAN (II)	No. of shares held (III)	No. of fully paid up equity shares held (IV)	No. of Partly paid-up equity shares held (V)	Nos. of shares underlying Depository Receipts (VI)	Total nos. shares held (VII = IV+V+VI)	Shareholding % calculated as per SCRR, 1957 As a % of (A+B+C2) (VIII)	Number of Voting Rights held in each class of securities (IX)			No. of Shares Underlying Outstanding convertible securities (including Warrants) (X)	Shareholding, as a % assuming full conversion of convertible securities as a percentage of diluted share capital (XI) = (VII)/(IX) as a % of A+B+C2	Number of Locked in shares (XII)		Number of Shares pledged or otherwise encumbered (XIII)		Number of equity shares held in dematerialized form (XIV)	
									No of Voting Rights					Total as a % of Total Voting rights	No.	As a % of total Shares held	No.		As a % of total Shares held
									Class X	Class Y	Total								
(1)	Indian																		
(a)	Individuals / Hindu Undivided Family	-	-	-	-	-	-	-	-	-	-	-	-	-	-	-	-	-	-
(b)	Central Government / State Government(s)	-	-	-	-	-	-	-	-	-	-	-	-	-	-	-	-	-	-
(c)	Financial Institutions / Banks	-	-	-	-	-	-	-	-	-	-	-	-	-	-	-	-	-	-
(d)	Others	-	-	-	-	-	-	-	-	-	-	-	-	-	-	-	-	-	-
	Sub-Total (A)(1)	-	-	-	-	-	-	-	-	-	-	-	-	-	-	-	-	-	-
(2)	Foreign																		
(a)	Individuals (NRIs / Foreign Individuals)	-	-	-	-	-	-	-	-	-	-	-	-	-	-	-	-	-	-
(b)	Government	-	-	-	-	-	-	-	-	-	-	-	-	-	-	-	-	-	-
(c)	Institutions	-	-	-	-	-	-	-	-	-	-	-	-	-	-	-	-	-	-
(d)	Foreign Portfolio Investor	-	-	-	-	-	-	-	-	-	-	-	-	-	-	-	-	-	-
(e)	Others	-	-	-	-	-	-	-	-	-	-	-	-	-	-	-	-	-	-
	Sub-Total (A)(2)	-	-	-	-	-	-	-	-	-	-	-	-	-	-	-	-	-	-
	Total Shareholding of Promoter and Promoter Group (A)= (A)(1)+(A)(2)		C	0	0	0	0	0	0	0	0	0	0	0	0	0	0	0	0

Details of Shares which remain unclaimed may be given here along with details such as number of shareholders, outstanding shares held in demat/unclaimed suspense account, voting rights which are frozen etc.

Note:

(1) PAN would not be displayed on website of Stock Exchange(s).

(2) The term "Encumbrance" has the same meaning as assigned under regulation 28(3) of SEBI (Substantial Acquisition of Shares and Takeovers) Regulations, 2011.






Table III - Statement showing shareholding pattern of the Public shareholder

Category & Name of the Shareholders (i)	PAN (ii)	No. of shareholder (iii)	No. of fully paid up equity shares held (iv)	No. of Partly paid-up equity shares held (v)	Nos. of shares underlying Depository Receipts (vi)	Total nos. shares held (VII = IV+V+VI)	Shareholding % calculated as per SCRR, 1957 As a % of (A+B+C2) (VIII)	Number of Voting Rights held in each class of securities (IX)			No. of Shares Underlying Outstanding convertible securities (including Warrants) (X)	Shareholding, as a % assuming full conversion of convertible securities (as a percentage of diluted share capital) (XI) = (VII)+(X) as a % of A+B+C2	Number of Locked in shares (XII)		Number of Shares pledged or otherwise encumbered (XIII)		Number of equity shares held in dematerialized form (XIV)	
								No of Voting Rights		Total as a % of Total Voting rights			No.	As a % of total Shares held	No. (Not Applicable)	As a % of total Shares held (Not Applicable)		
								Class X	Class Y									Total
(I) Institutions																		
(E) Mutual Funds / UTI		40	155459334	-	-	155459334	8.99	155459334	-	155459334	8.99	-	8.99	-	-	-	-	155459334
SBI-ETF NIFTY 50			38745634	-	-	38745634	2.24	38745634	-	38745634	2.24	-	2.24	-	-	-	-	38745634
(F) Venture Capital Funds				-	-		0.00	-	-		0.00	-	0.00	-	-	-	-	
(G) Alternate Investment Funds		25	2606146	-	-	2606146	0.15	2606146	-	2606146	0.15	-	0.15	-	-	-	-	2606146
(J) Foreign Venture Capital Investors				-	-		0.00	-	-		0.00	-	0.00	-	-	-	-	
(K) Foreign Portfolio Investors		1723	1257819457	-	-	1257819457	72.75	1257819457	-	1257819457	72.75	-	72.75	-	-	-	-	1257819457
OPF HEIMER DEVELOPING MARKETS FUND			60130115	-	-	60130115	3.48	60130115	-	60130115	3.48	-	3.48	-	-	-	-	60130115
GOVERNMENT OF SINGAPORE			57429500	-	-	57429500	3.32	57429500	-	57429500	3.32	-	3.32	-	-	-	-	57429500
VANSHARD TOTAL INTERNATIONAL STOCK INDEX FUND			27823363	-	-	27823363	1.61	27823363	-	27823363	1.61	-	1.61	-	-	-	-	27823363
VANSHARD EMERGING MARKETS STOCK INDEX FUND - A SERIES OF VANSHARD INTERNATIONAL EQUITY INDEX FUNDS			25541573	-	-	25541573	1.48	25541573	-	25541573	1.48	-	1.48	-	-	-	-	25541573



	STICHTING DEPOSITARY APG EMERGING MARKETS EQUITY POOL			20844285	-	-	20844285	1.21	20844285	-	20844285	1.21	-	1.21	-	-	-	-	20844285
	GOVERNMENT PENSION FUND GLOBAL			19143939	-	-	19143939	1.11	19143939	-	19143939	1.11	-	1.11	-	-	-	-	19143939
	EUROPACIFIC GROWTH FUND			18926695	-	-	18926695	1.09	18926695	-	18926695	1.09	-	1.09	-	-	-	-	18926695
(f)	Financial Institutions / Banks	15		709032	-	-	709032	0.04	709032	-	709032	0.04	-	0.04	-	-	-	-	701932
(g)	Insurance Companies	35		126099249	-	-	126099249	7.29	126099249	-	126099249	7.29	-	7.29	-	-	-	-	126099249
	LIFE INSURANCE CORPORATION OF INDIA			72767642	-	-	72767642	4.21	72767642	-	72767642	4.21	-	4.21	-	-	-	-	72767642
	ICICI PRUDENTIAL LIFE INSURANCE COMPANY LIMITED			18895458	-	-	18895458	1.09	18895458	-	18895458	1.09	-	1.09	-	-	-	-	18895458
(h)	Provident Funds/Pension Funds			-	-	-	-	-	-	-	-	-	-	-	-	-	-	-	-
(i)	Others			-	-	-	-	-	-	-	-	-	-	-	-	-	-	-	-
	Sub-Total (B)(1)	1840	1542693218	0	0	1542693218	89.22	1542693218	0	1542693218	89.22	0	89.22	0	0	0	0	0	1542686118
(2)	Central Government / State Government(s)/President of India			-	-	-	-	-	-	-	-	-	-	-	-	-	-	-	-
(a)	Central Government / State Government(s)/President of India	5		3137465	-	-	3137465	0.18	3137465	-	3137465	0.18	-	0.18	-	-	-	-	3137465
	Sub-Total (E)(2)	5	3137465	0	0	3137465	0.18	3137465	0	3137465	0.18	0	0.18	0	0	0	0	0	3137465
(3)	Non-Institutions			-	-	-	-	-	-	-	-	-	-	-	-	-	-	-	-
(a(i))	Individual shareholders holding nominal share capital up to Rs. 2 lakhs	346677		116493916	-	-	116493916	6.74	116493916	-	116493916	6.74	-	6.74	-	-	-	-	109981231
(a(ii))	Individual shareholders holding nominal share capital in excess of Rs. 2 lakhs	89		21719652	-	-	21719652	1.26	21719652	-	21719652	1.26	-	1.26	-	-	-	-	21591252
(b)	NBFCs registered with RBI			-	-	-	-	-	-	-	-	-	-	-	-	-	-	-	-
(c)	Employee Trusts			-	-	-	-	-	-	-	-	-	-	-	-	-	-	-	-



(d)	Overseas Depositories (holding DRs) (balancing figure)																		
(e)	Others																		
(1)	Trusts	50	9756910	-	-	9756910	0.56	9756910	-	9756910	0.56	-	0.56	-	-	-	-	-	9756910
(2)	Directors & their Relatives	11	6798906	-	-	6798906	0.39	6798906	-	6798906	0.39	-	0.39	-	-	-	-	-	6798906
(3)	Foreign Nationals	4	1369	-	-	1369	0.00	1369	-	1369	0.00	-	0.00	-	-	-	-	-	1369
(4)	Non Resident Indians	8548	4821643	-	-	4821643	0.28	4821643	-	4821643	0.28	-	0.28	-	-	-	-	-	4770593
(5)	Clearing Members	114	1305623	-	-	1305623	0.08	1305623	-	1305623	0.08	-	0.08	-	-	-	-	-	1305623
(6)	Hindu Undivided Families	11973	1493388	-	-	1493388	0.09	1493388	-	1493388	0.09	-	0.09	-	-	-	-	-	1493388
(7)	Bodies Corporate	1966	18127788	-	-	18127788	1.05	18127788	-	18127788	1.05	-	1.05	-	-	-	-	-	18034183
(8)	IEPF	1	1493828	-	-	1493828	0.09	1493828	-	1493828	0.09	-	0.09	-	-	-	-	-	1493828
(9)	Foreign Corporate Bodies	2	1183960	-	-	1183960	0.07	1183960	-	1183960	0.07	-	0.07	-	-	-	-	-	1183960
	Sub-Total (B)(3)	369435	183196983	0	0	183196983	10.60	183196983	0	183196983	10.60	0	10.60	0	0	0	0	0	176411243
	Total Public Shareholding (S) = (B)(1)+(B)(2)+(B)(3)	371280	1729027666	0	0	1729027666	100.00	1729027666	0	1729027666	100.00	0	100.00	0	0	0	0	0	1722234826

Details of the shareholders acting as persons in Concert including their Shareholding (No. and %): Nil

Details of Shares which remain unclaimed may be given here along with details such as number of shareholders, outstanding shares held in demat/unclaimed suspense account, voting rights which are frozen etc. 3,000 Equity Shares held under HDFC UNCLAIMED SUSPENSE ACCOUNT by 2 shareholders.

Notes:

(1) PAN would not be displayed on website of Stock Exchange(s).

(2) The above format needs to be disclosed along with the name of following persons:

Investment Banks/Non Institutions holding more than 1% of total number of shares.

(3) With the information pertaining to Depository Receipts, the same may be disclosed in the respective columns to the extent information available and the balance to be disclosed as held by custodian



Table IV - Statement showing shareholding pattern of the Non Promoter- Non Public shareholder

Category & Name of the Shareholders (I)	PAN (II)	No. of share holder (III)	No. of fully paid up equity shares held (IV)	No. of Partly paid-up equity shares held (V)	Nos. of shares underlying Depository Receipts (VI)	Total nos. shares held (VII = IV+V+VI)	Shareholding % calculated as per SCRR, 1957 As a % of (A+B+C2) (VIII)	Number of Voting Rights held in each class of securities (IX)			No. of Shares Underlying Outstanding convertible securities (including Warrants) (X)	Shareholding , as a % assuming full conversion of convertible securities (as a percentage of diluted share capital) (XI) = (VII)+(X) as a % of A+B+C2	Number of Locked in shares (XII)		Number of Shares pledged or otherwise encumbered (XIII)		Number of equity shares held in dematerialized form (XIV)	
								No of Voting Rights		Total as a % of Total Voting rights			No.	As a % of total Shares held	No. (Not Applicable)	As a % of total Shares held (Not Applicable)		
								Class X	Class Y									Total
(1) Shares underlying DRs	-	-	-	-	-	-	-	-	-	-	-	-	-	-	-	-	-	-
(a) Custodian/DR Holder	-	-	-	-	-	-	-	-	-	-	-	-	-	-	-	-	-	-
(2) Shares held by Employee Trusts	-	-	-	-	-	-	-	-	-	-	-	-	-	-	-	-	-	-
(a) Employee Benefit Trust (under SEBI (share based Employee Benefit) Regulations, 2014)	-	-	-	-	-	-	-	-	-	-	-	-	-	-	-	-	-	-
Total Non-Promoter- Non Public Shareholding (C)= (C)(1)+(C)(2)		0	0	0	0	0	0	0	0	0	0	0	0	0	0	0	0	0

Note:

(1) PAN would not be displayed on website of Stock Exchange(s).

(2) The above format needs to disclose name of all holders holding more than 1% of total number of shares

(3) W.r.t. the information pertaining to Depository Receipts, the same may be disclosed in the respective columns to the extent information available



Table V- Statement showing details of significant beneficial owners (SBOs)

Sr. No	Details of the SBO (I)			Details of the registered owner (II)			Details of holding/ exercise of right of the SBO in the reporting company, whether direct or indirect*: (III)		Date of creation / acquisition of significant beneficial interest# (IV)
	(I)			(II)			Whether by virtue of:		
	Name	PAN/ Passport No. in case of a foreign national	Nationality	Name	PAN/ Passport No. in case of a foreign national	Nationality	Shares	%	
							Voting rights	%	
							Rights on distributable	%	
							Exercise of control		
							Exercise of significant influence		
-	-	-	-	-	-	-	-	-	-
-	-	-	-	-	-	-	-	-	-

* In case the nature of the holding/ exercise of the right of a SBO falls under multiple categories specified under (a) to (e) under Column III, multiple rows for the same SBO shall be inserted accordingly for each of the categories.

This column shall have the details as specified by the listed entity under Form No. BEN-2 as submitted to the Registrar.

