

**Disclosure of Share Holding pattern under Regulation 31 of SEBI (Listing Obligations and Disclosure Requirements) Regulations, 2015 ("Listing Regulations") specified securities**

1. Name of Listed Entity: **HOUSING DEVELOPMENT FINANCE CORPORATION LIMITED**
2. Scrip Code : NSE: **HDFC** Name of Scrip: **HDFC** Class of Security: **EQUITY**  
BSE: **500010**
3. Share Holding Pattern Filed under Reg. 31(1)(b) for the Quarter Ended: **DECEMBER 31, 2015**

4. Declaration

	Particulars	Yes	No
1	Whether the Listed Entity has issued any partly paid up shares?		No
2	Whether the Listed Entity has issued any Convertible Securities or Warrants?	Yes	
3	Whether the Listed Entity has any shares against which depository receipts are issued?		No
4	Whether the Listed Entity has any shares in locked-in?		No
5	Whether any shares held by promoters are pledge or otherwise encumbered?		No

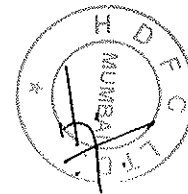



Table I - Summary Statement holding of specified securities



Category (I)	Category of shareholder (II)	No. of share holders (III)	No. of fully paid up equity shares held (IV)	No. of Partly paid-up equity shares held (V)	No. of shares underlying Depository Receipts (VI)	Total nos. shares held (VII = IV+V+VI)	Shareholding as a % of total no. of shares (calculated as per SCRR, 1957)  As a % of (A+B+C2) (VIII)	Number of Voting Rights held in each class of securities (IX)			No. of Shares Underlying Outstanding convertible securities (including Warrants) (X)	Shareholding, as a % assuming full conversion of convertible securities ( as a percentage of diluted share capital) (XI) = (VII)+(X) as a % of A+B+C2	Number of Locked in shares (XII)		Number of Shares pledged or otherwise encumbered (XIII)		Number of equity shares held in dematerialized form (XIV)	
								No of Voting Rights		Total as a % of (A+B+C2)			No.	As a % of total Shares held	No.	As a % of total Shares held		
								Class X	Class Y									Total
(A)	Promoter & Promoter Group	-	-	-	-	-	-	-	-	-	-	-	-	-	-	-	-	
(B)	Public	211528	1578733220	-	-	1578733220	100.00	1578733220	-	1578733220	100	36500000	97.74	-	-	-	-	1564081366
(C)	Non Promoter - Non Public	-	-	-	-	-	-	-	-	-	-	-	-	-	-	-	-	-
(C1)	Shares Underlying DRs	-	-	-	-	-	-	-	-	-	-	-	-	-	-	-	-	-
(C2)	Shares held by Employee Trusts	-	-	-	-	-	-	-	-	-	-	-	-	-	-	-	-	-
	<b>Total</b>	<b>211528</b>	<b>1578733220</b>	<b>0</b>	<b>0</b>	<b>1578733220</b>	<b>100.00</b>	<b>1578733220</b>	<b>0</b>	<b>1578733220</b>	<b>100</b>	<b>36500000</b>	<b>97.74</b>	<b>0</b>	<b>0</b>	<b>0</b>	<b>0</b>	<b>1564081366</b>



**Table II - Statement showing shareholding pattern of the Promoter and Promoter Group**



	Category & Name of the Shareholders (I)	PAN (II)	No. of shareholder (III)	No. of fully paid up equity shares held (IV)	No. of Partly paid-up equity shares held (V)	Nos. of shares underlying Depository Receipts (VI)	Total nos. shares held (VII = IV+V+VI)	Shareholding % calculated as per SCRR, 1957  As a % of (A+B+C2) (VIII)	Number of Voting Rights held in each class of securities (IX)			No. of Shares Underlying Outstanding convertible securities (including Warrants) (X)	Shareholding, as a % assuming full conversion of convertible securities ( as a percentage of diluted share capital) (XI) = (VII) + (X) as a % of A +B+ C2	Number of Locked in shares (XII)		Number of Shares pledged or otherwise encumbered (XIII)		Number of equity shares held in dematerialized form (XIV)	
									No of Voting Rights					Total as a % of Total Voting rights	No.	As a % of total Shares held	No.		As a % of total Shares held
									Class X	Class Y	Total								
									(a)	(b)	(a)				(b)				
(1)	<b>Indian</b>																		
(a)	Individuals / Hindu Undivided Family		-	-	-	-	-	-	-	-	-	-	-	-	-	-	-	-	
(b)	Central Government / State Government(s)		-	-	-	-	-	-	-	-	-	-	-	-	-	-	-	-	
(c)	Financial Institutions / Banks		-	-	-	-	-	-	-	-	-	-	-	-	-	-	-	-	
(d)	Others		-	-	-	-	-	-	-	-	-	-	-	-	-	-	-	-	
	<b>Sub-Total (A)(1)</b>		-	-	-	-	-	-	-	-	-	-	-	-	-	-	-	-	
(2)	<b>Foreign</b>		-	-	-	-	-	-	-	-	-	-	-	-	-	-	-	-	
(a)	Individuals (NRIs / Foreign Individuals)		-	-	-	-	-	-	-	-	-	-	-	-	-	-	-	-	
(b)	Government		-	-	-	-	-	-	-	-	-	-	-	-	-	-	-	-	
(c)	Institutions		-	-	-	-	-	-	-	-	-	-	-	-	-	-	-	-	
(d)	Foreign Portfolio Investor		-	-	-	-	-	-	-	-	-	-	-	-	-	-	-	-	
(f)	Others		-	-	-	-	-	-	-	-	-	-	-	-	-	-	-	-	
	<b>Sub-Total (A)(2)</b>		-	-	-	-	-	-	-	-	-	-	-	-	-	-	-	-	
	<b>Total Shareholding of Promoter and Promoter Group (A)= (A)(1)+(A)(2)</b>		0	0	0	0	0	0%	0	0	0	0%	0	0%	0	0%	0	0%	

Details of Shares which remain unclaimed may be given here along with details such as number of shareholders, outstanding shares held in demat/unclaimed suspense account, voting rights which are frozen etc.

Note:

(1) PAN would not be displayed on website of Stock Exchange(s).

(2) The term "Encumbrance" has the same meaning as assigned under regulation 28(3) of SEBI (Substantial Acquisition of Shares and Takeovers) Regulations, 2011.

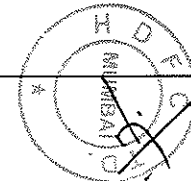





Table III - Statement showing shareholding pattern of the Public shareholder

(I)	Category & Name of the Shareholders (I)	PAN (II)	No. of shareholder (III)	No. of fully paid up equity shares held (IV)	No. of Partly paid-up equity shares held (V)	Nos. of shares underlying Depository Receipts (VI)	Total nos. shares held (VII = IV+V+VI)	Shareholding % calculated as per SCRR, 1957  As a % of (A+B+C2) (VIII)	Number of Voting Rights held in each class of securities (IX)			No. of Shares Underlying Outstanding convertible securities (including Warrants) (X)	Shareholding, as a % assuming full conversion of convertible securities (as a percentage of diluted share capital) (XI) = (VII)+(X) as a % of A+B+C2	Number of Locked in shares (XII)		Number of Shares pledged or otherwise encumbered (XIII)		Number of equity shares held in dematerialized form (XIV)	
									No of Voting Rights					Total as a % of Total Voting rights	No.	As a % of total Shares held	No. (Not Applicable)		As a % of total Shares held (Not)
									Class X	ClassY	Total								
(1)	<b>Institutions</b>																		
(a)	Mutual Funds / UTI		294	42197417	-	-	42197417	2.67	42197417	-	42197417	2.67	18425200	2.61	-	-	NA	-	42192667
(b)	Venture Capital Funds		-	-	-	-	-	-	-	-	-	-	-	-	-	-	NA	-	-
(c)	Alternate Investment Funds		-	-	-	-	-	-	-	-	-	-	-	-	-	-	NA	-	-
(d)	Foreign Venture Capital Investors		-	-	-	-	-	-	-	-	-	-	-	-	-	-	NA	-	-
(e)	Foreign Portfolio Investors		1300	1234705317	-	-	1234705317	78.21	1234705317	-	1234705317	78.21	-	76.44	-	-	NA	-	1234705317
	Oppenheimer Developing Markets Fund		-	67845562	-	-	67845562	4.30	67845562	-	67845562	4.30	-	4.20	-	-	NA	-	67845562
	Vontobel India Fund		-	20939981	-	-	20939981	1.33	20939981	-	20939981	1.33	-	1.30	-	-	NA	-	20939981
	National Westminster Bank Plc As Depository Of First State Asia Pacific Leaders Fund A Sub Fund Of First State Investments Icvc		-	18794355	-	-	18794355	1.19	18794355	-	18794355	1.19	-	1.16	-	-	NA	-	18794355
	Ishares India Index Mauritius Company		-	17626958	-	-	17626958	1.12	17626958	-	17626958	1.12	-	1.09	-	-	NA	-	17626958
	Europacific Growth Fund		-	65794265	-	-	65794265	4.17	65794265	-	65794265	4.17	-	4.07	-	-	NA	-	65794265
	Government Of Singapore		-	29628535	-	-	29628535	1.88	29628535	-	29628535	1.88	-	1.83	-	-	NA	-	29628535
	Virtus Emerging Markets Opportunities Fund		-	28167036	-	-	28167036	1.78	28167036	-	28167036	1.78	-	1.74	-	-	NA	-	28167036
	Vanguard Emerging Markets Stock Index Fund, Aseries Of Vanguard International Equity Inde X Fund		-	25604103	-	-	25604103	1.62	25604103	-	25604103	1.62	-	1.59	-	-	NA	-	25604103
	Copthall Mauritius Investment Limited		-	21331093	-	-	21331093	1.35	21331093	-	21331093	1.35	-	1.32	-	-	NA	-	21331093
	Abu Dhabi investment Authority - Gulab		-	20123771	-	-	20123771	1.27	20123771	-	20123771	1.27	-	1.25	-	-	NA	-	20123771
	Aberdeen Global Indian Equity Limited		-	17291089	-	-	17291089	1.10	17291089	-	17291089	1.10	-	1.07	-	-	NA	-	17291089
(f)	Financial Institutions / Banks		89	19562828	-	-	19562828	1.24	19562828	-	19562828	1.24	1197200	1.21	-	-	NA	-	19555728
(g)	Insurance Companies		25	93268409	-	-	93268409	5.91	93268409	-	93268409	5.91	-	5.77	-	-	NA	-	93267909
	Life Insurance Corporation Of India		-	47267012	-	-	47267012	2.99	47267012	-	47267012	2.99	-	2.93	-	-	NA	-	47267012
(h)	Provident Funds/Pension Funds		-	-	-	-	-	-	-	-	-	-	-	-	-	-	NA	-	-
(i)	Others		-	-	-	-	-	-	-	-	-	-	-	-	-	-	NA	-	-
	<b>Sub-Total (B)(1)</b>		<b>1708</b>	<b>1389733971</b>	<b>-</b>	<b>-</b>	<b>1389733971</b>	<b>88.03</b>	<b>1389733971</b>	<b>-</b>	<b>1389733971</b>	<b>88.03</b>	<b>19622400</b>	<b>86.03</b>	<b>-</b>	<b>-</b>	<b>NA</b>	<b>-</b>	<b>1389721621</b>





(2)	Central Government / State Government(s)/President of India	7	1168918	-	-	1168918	0.07	1168918	-	1168918	0.07	-	0.07	-	-	NA	1168918
	Sub-Total (B)(2)	7	1168918	-	-	1168918	0.07	1168918	-	1168918	0.07	-	0.07	-	-	NA	1168918
(3)	Non-Institutions																
(a)(i)	Individual shareholders holding nominal share capital up to Rs. 2 lakhs	198779	122728548	-	-	122728548	7.77	122728548	-	122728548	7.77	6982762	7.60	-	-	NA	108554679
(a)(ii)	Individual shareholders holding nominal share capital in excess of Rs. 2 lakhs	80	19100696	-	-	19100696	1.21	19100696	-	19100696	1.21	-	1.18	-	-	NA	18997296
(b)	NBFCs registered with RBI	-	-	-	-	-	-	-	-	-	-	-	-	-	-	NA	-
(c)	Employee Trusts	-	-	-	-	-	-	-	-	-	-	-	-	-	-	NA	-
(d)	Overseas Depositories (holding DRs) (balancing figure)	-	-	-	-	-	-	-	-	-	-	-	-	-	-	NA	-
(e)	Others	-	-	-	-	-	-	-	-	-	-	-	-	-	-	NA	-
(1)	Trusts	51	4194318	-	-	4194318	0.27	4194318	-	4194318	0.27	-	0.26	-	-	NA	4194318
(2)	Directors & their Relatives	37	8050317	-	-	8050317	0.51	8050317	-	8050317	0.51	-	0.50	-	-	NA	8046417
(3)	Foreign Nationals	0	0	-	-	0	0.00	0	-	0	0.00	-	0.00	-	-	NA	0
(4)	Non Resident Indians	4668	3542124	-	-	3542124	0.22	3542124	-	3542124	0.22	14600	0.22	-	-	NA	3529124
(5)	Clearing Members	300	1437616	-	-	1437616	0.09	1437616	-	1437616	0.09	29200	0.09	-	-	NA	1437616
(6)	Hindu Undivided Families	3564	1494949	-	-	1494949	0.09	1494949	-	1494949	0.09	-	0.09	-	-	NA	1494949
(7)	Foreign Corporate Bodies	4	2372282	-	-	2372282	0.15	2372282	-	2372282	0.15	-	0.15	-	-	NA	2372282
(8)	Bodies Corporate	2330	24909481	-	-	24909481	1.58	24909481	-	24909481	1.58	9851038	1.54	-	-	NA	24564146
	Sub-Total (B)(3)	209813	187830331	0	0	187830331	11.90	187830331	-	187830331	11.90	16877600	11.63	-	-	NA	173190827
	Total Public Shareholding (B)= (B)(1)+(B)(2)+(B)(3)	211528	1578733220	0	0	1578733220	100.00	1578733220	0	1578733220	100.00	36500000	97.74	0	0	NA	1564081366

Details of the shareholders acting as persons in Concert including their Shareholding (No. and %):

Details of Shares which remain unclaimed may be given here along with details such as number of shareholders, outstanding shares held in demat/unclaimed suspense account, voting rights which are frozen etc.

6,29,575 Equity Shares held under HDFC UNCLAIMED SUSPENSE ACCOUNT by 458 shareholders.

Note:

(1) PAN would not be displayed on website of Stock Exchange(s).

(2) The above format needs to be disclosed along with the name of following persons: Institutions/Non Institutions holding more than 1% of total number of shares.

(3) W.r.t. the information pertaining to Depository Receipts, the same may be disclosed in the respective columns to the extent information available and the balance to be disclosed as held by custodian



**Table IV - Statement showing shareholding pattern of the Non Promoter- Non Public shareholder**



Category & Name of the Shareholders (I)	PAN (II)	No. of shareholder (III)	No. of fully paid up equity shares held (IV)	No. of Partly paid-up equity shares held (V)	Nos. of shares underlying Depository Receipts (VI)	Total nos. shares held (VII = IV+V+VI)	Shareholding % calculated as per SCRR, 1957  As a % of (A+B+C2) (VIII)	Number of Voting Rights held in each class of securities (IX)			No. of Shares Underlying Outstanding convertible securities (including Warrants) (X)	Shareholding , as a % assuming full conversion of convertible securities ( as a percentage of diluted share capital) (XI) = (VII)+(X) as a % of A+B+C2	Number of Locked in shares (XII)		Number of Shares pledged or otherwise encumbered (XIII)		Number of equity shares held in dematerialized form (XIV)	
								No of Voting Rights					Total as a % of Total Voting rights	No.	As a % of total Shares held	No. (Not Applicable)		As a % of total Shares held (Not Applicable)
(1) Shares underlying DRs																	NA	
(a) Custodian/DR Holder																	NA	
(2) Shares held by Employee Trusts																	NA	
(a) Employee Benefit Trust (under SEBI (share based Employee Benefit) Regulations, 2014)																	NA	
Total Non-Promoter- Non Public Shareholding (C)= (C)(1)+(C)(2)			0	0	0	0	0%	0	0	0	0%	0	0%	0	0%		NA	0

Note:

(1) PAN would not be displayed on website of Stock Exchange(s).

(2) The above format needs to disclose name of all holders holding more than 1% of total number of shares

(3) W.r.t. the information pertaining to Depository Receipts, the same may be disclosed in the respective columns to the extent information available

