



Disclosure of Share Holding pattern under Regulation 31 of SEBI (Listing Obligations and Disclosure Requirements) Regulations, 2015 ("Listing Regulations") specified securities

1. Name of Listed Entity: **HOUSING DEVELOPMENT FINANCE CORPORATION LIMITED**
2. Scrip Code : NSE: **HDFC** Name of Scrip: **HDFC** Class of Security: **EQUITY**
BSE: **500010**
3. Share Holding Pattern Filed under Reg. 31(1)(b) for the Quarter Ended: **MARCH 31, 2016**

4. Declaration

	Particulars	Yes	No
1	Whether the Listed Entity has issued any partly paid up shares?		No
2	Whether the Listed Entity has issued any Convertible Securities or Warrants?	Yes	
3	Whether the Listed Entity has any shares against which depository receipts are issued?		No
4	Whether the Listed Entity has any shares in locked-in?		No
5	Whether any shares held by promoters are pledge or otherwise encumbered?		No




Table I - Summary Statement holding of specified securities



Category (i)	Category of shareholder (II)	No. of shareholders (III)	No. of fully paid up equity shares held (IV)	No. of Partly paid-up equity shares held (V)	No. of shares underlying Depository Receipts (VI)	Total nos. shares held (VII = IV+V+VI)	Shareholding as a % of total no. of shares (calculated as per SCRR, 1957) As a % of (A+B+C2) (VIII)	Number of Voting Rights held in each class of securities (IX)			No. of Shares Underlying Outstanding convertible securities (including Warrants) (X)	Shareholding, as a % assuming full conversion of convertible securities (as a percentage of diluted share capital) (XI) = (VII)+(X) as a % of A+B+C2	Number of Locked in shares (XII)		Number of Shares pledged or otherwise encumbered (XIII)		Number of equity shares held in dematerialized form (XIV)	
								No of Voting Rights					Total as a % of (A+B+C2)	No.	As a % of total Shares held	No.		As a % of total Shares held
								Class X	Class Y	Total								
(A)	Promoter & Promoter Group	-	-	-	-	-	-	-	-	-	-	-	-	-	-	-	-	-
(B)	Public	219192	1579846340	-	-	1579846340	100.00	1579846340	-	1579846340	100.00	36500000	97.74	-	-	-	-	1565390601
(C)	Non Promoter - Non Public	-	-	-	-	-	-	-	-	-	-	-	-	-	-	-	-	-
(C1)	Shares Underlying DRs	-	-	-	-	-	-	-	-	-	-	-	-	-	-	-	-	-
(C2)	Shares held by Employee Trusts	-	-	-	-	-	-	-	-	-	-	-	-	-	-	-	-	-
	Total	219192	1579846340	-	-	1579846340	100.00	1579846340	-	1579846340	100.00	36500000	97.74	-	-	-	-	1565390601



Table II - Statement showing shareholding pattern of the Promoter and Promoter Group



Category & Name of the Shareholders (I)	PAN (II)	No. of shareholder (III)	No. of fully paid up equity shares held (IV)	No. of Partly paid-up equity shares held (V)	Nos. of shares underlying Depository Receipts (VI)	Total nos. shares held (VII = V+VI)	Shareholding % calculated as per SCRR, 1957 As a % of (A+B+C2) (VIII)	Number of Voting Rights held in each class of securities (IX)			No. of Shares Underlying Outstanding convertible securities (including Warrants) (X)	Shareholding, as a % assuming full conversion of convertible securities (as a percentage of diluted share capital) (XI) = (VII)+(X) as a % of A+B+C2	Number of Locked in shares (XII)		Number of Shares pledged or otherwise encumbered (XIII)		Number of equity shares held in dematerialized form (XIV)	
								No of Voting Rights		Total as a % of Total Voting rights			No.	As a % of total Shares held	No.	As a % of total Shares held		
								Class X	Class Y									Total
(1) Indian																		
(a) Individuals / Hindu Undivided Family		-	-	-	-	-	-	-	-	-	-	-	-	-	-	-	-	-
(b) Central Government / State Government(s)		-	-	-	-	-	-	-	-	-	-	-	-	-	-	-	-	-
(c) Financial Institutions / Banks		-	-	-	-	-	-	-	-	-	-	-	-	-	-	-	-	-
(d) Others		-	-	-	-	-	-	-	-	-	-	-	-	-	-	-	-	-
Sub-Total (A)(1)		-	-	-	-	-	-	-	-	-	-	-	-	-	-	-	-	-
(2) Foreign																		
(a) Individuals (NRIs / Foreign Individuals)		-	-	-	-	-	-	-	-	-	-	-	-	-	-	-	-	-
(b) Government		-	-	-	-	-	-	-	-	-	-	-	-	-	-	-	-	-
(c) Institutions		-	-	-	-	-	-	-	-	-	-	-	-	-	-	-	-	-
(d) Foreign Portfolio Investor		-	-	-	-	-	-	-	-	-	-	-	-	-	-	-	-	-
(f) Others		-	-	-	-	-	-	-	-	-	-	-	-	-	-	-	-	-
Sub-Total (A)(2)		-	-	-	-	-	-	-	-	-	-	-	-	-	-	-	-	-
Total Shareholding of Promoter and Promoter Group (A) = (A)(1)+(A)(2)		0	0	0	0	0	0%	0	0	0	0%	0	0%	0	0%	0	0%	0

Details of Shares which remain unclaimed may be given here along with details such as number of shareholders, outstanding shares held in demat/unclaimed suspense account, voting rights which are frozen etc.

Note:

(1) PAN would not be displayed on website of Stock Exchange(s).

(2) The term "Encumbrance" has the same meaning as assigned under regulation 28(3) of SEBI (Substantial Acquisition of Shares and Takeovers) Regulations, 2011.

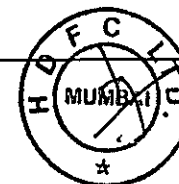
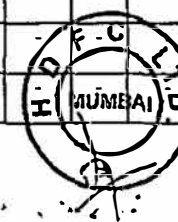


Table III - Statement showing shareholding pattern of the Public shareholder



(1)	Category & Name of the Shareholders (i)	PAN (ii)	No. of shareholder (iii)	No. of fully paid up equity shares held (iv)	No. of Partly paid-up equity shares held (v)	Nos. of shares underlying Depository Receipts (vi)	Total nos. shares held (VII: = IV+V+VI)	Shareholding % calculated as per SCRR, 1957 As a % of (A+B+C2) (VIII)	Number of Voting Rights held in each class of securities (IX)			No. of Shares Underlying Outstanding convertible securities (including Warrants) (X)	Shareholding, as a % assuming full conversion of convertible securities (as a percentage of diluted share capital) (XI) = (VII)+(X) as a % of A+B+C2	Number of Locked in shares (XII)		Number of Shares pledged or otherwise encumbered (XIII)		Number of equity shares held in dematerialized form (XIV)	
									No of Voting Rights					Total as a % of Total Voting rights	No.	As a % of total Shares held (a)	No. (Not Applicable) (a)		As a % of total Shares held (Not Applicable) (b)
									Class X	Class Y	Total								
(1)	Institutions																		
(a)	Mutual Funds / UTI		279	44261162			44261162	2.80	44261162	-	44261162	2.80	19651600	2.74	-	-	-	-	44256412
(b)	Venture Capital Funds		-	-	-	-	-	-	-	-	-	-	-	-	-	-	-	-	-
(c)	Alternate Investment Funds		-	-	-	-	-	-	-	-	-	-	-	-	-	-	-	-	-
(d)	Foreign Venture Capital Investors		-	-	-	-	-	-	-	-	-	-	-	-	-	-	-	-	-
(e)	Foreign Portfolio Investors		-	-	-	-	-	-	-	-	-	-	-	-	-	-	-	-	-
(f)	Financial Institutions / Banks		94	22177351	-	-	22177351	1.40	22177351	-	22177351	1.40	693500	1.37	-	-	-	-	22169751
(g)	Insurance Companies		25	97604048	-	-	97604048	6.18	97604048	-	97604048	6.18	-	6.04	-	-	-	-	97604048
	LIFE INSURANCE CORPORATION OF INDIA		-	54139702	-	-	54139702	3.43	54139702	-	54139702	3.43	0	3.35	-	-	-	-	54139702
(h)	Provident Funds/Pension Funds		-	-	-	-	-	-	-	-	-	-	-	-	-	-	-	-	-
(i)	Others		-	-	-	-	-	-	-	-	-	-	-	-	-	-	-	-	-
(1)	Foreign Institutional Investor		1356	1222707504	-	-	1222707504	77.39	1222707504	-	1222707504	77.39	0	75.65	-	-	-	-	1222707504
	OPPENHEIMER DEVELOPING MARKETS FUND		-	69150345	-	-	69150345	4.38	69150345	-	69150345	4.38	0	4.28	-	-	-	-	69150345
	EUROPACIFIC GROWTH FUND		-	67066265	-	-	67066265	4.25	67066265	-	67066265	4.25	0	4.15	-	-	-	-	67066265
	GOVERNMENT OF SINGAPORE		-	32361466	-	-	32361466	2.05	32361466	-	32361466	2.05	0	2.00	-	-	-	-	32361466
	VIRTUS EMERGING MARKETS OPPORTUNITIES FUND		-	24636497	-	-	24636497	1.56	24636497	-	24636497	1.56	0	1.52	-	-	-	-	24636497
	VANGUARD EMERGING MARKETS STOCK INDEX FUND, ASERIES OF VANGUARD INTERNATIONAL EQUITY INDEX FUND		-	24185517	-	-	24185517	1.53	24185517	-	24185517	1.53	0	1.50	-	-	-	-	24185517
	COPTHALL MAURITIUS INVESTMENT LIMITED		-	20930873	-	-	20930873	1.32	20930873	-	20930873	1.32	0	1.29	-	-	-	-	20930873
	ISHARES INDIA INDEX MAURITIUS COMPANY		-	17642172	-	-	17642172	1.12	17642172	-	17642172	1.12	0	1.09	-	-	-	-	17642172
	ABU DHABI INVESTMENT AUTHORITY - GULAB		-	17355366	-	-	17355366	1.10	17355366	-	17355366	1.10	0	1.07	-	-	-	-	17355366



	ABERDEEN GLOBAL INDIAN EQUITY LIMITED	-	17108335	-	-	17108335	1.08	17108335	-	17108335	1.08	0	1.06	-	-	-	-	17108335
	VANGUARD TOTAL INTERNATIONAL STOCK INDEX FUND	-	16339522	-	-	16339522	1.03	16339522	-	16339522	1.03	0	1.01	-	-	-	-	16339522
(2)	Foreign Financial Institutions / Banks	4	51590	-	-	51590	0.00	51590	-	51590	0.00	0	0.00	-	-	-	-	51590
	Sub-Total (B)(1)	1758	1386801655	-	-	1386801655	87.78	1386801655	-	1386801655	87.78	20345100	85.80	-	-	-	-	1386789305
(2)	Central Government / State Government(s)/President of India																	
(a)	Central Government / State Government(s)/President of India	7	1316383	-	-	1316383	0.08	1316383	-	1316383	0.08	0	0.08	-	-	-	-	1316383
(3)	Non-Institutions			-	-				-				0.00	-	-	-	-	
(a)(i)	Individual shareholders holding nominal share capital up to Rs. 2 lakhs	206020	123042587	-	-	123042587	7.79	123042587	-	123042587	7.79	7079214	7.61	-	-	-	-	109064833
(a)(ii)	Individual shareholders holding nominal share capital in excess of Rs. 2 lakhs	81	19034198	-	-	19034198	1.20	19034198	-	19034198	1.20	0	1.18	-	-	-	-	18930798
(b)	NBFCs registered with RBI	-	-	-	-	-	-	-	-	-	-	-	-	-	-	-	-	-
(c)	Employee Trusts	-	-	-	-	-	-	-	-	-	-	-	-	-	-	-	-	-
(d)	Overseas Depositories (holding DRs) (balancing figure)	-	-	-	-	-	-	-	-	-	-	-	-	-	-	-	-	-
(e)	Others	-	-	-	-	-	-	-	-	-	-	-	-	-	-	-	-	-
(1)	Trusts	63	4799502	-	-	4799502	0.30	4799502	-	4799502	0.30	0	0.30	-	-	-	-	4799502
(2)	Directors & their Relatives	36	8289552	-	-	8289552	0.52	8289552	-	8289552	0.52	0	0.51	-	-	-	-	8285652
(3)	Foreign Nationals	1	600	-	-	600	0.00	600	-	600	0.00	0	0.00	-	-	-	-	600
(4)	Non Resident Indians	5013	3610269	-	-	3610269	0.23	3610269	-	3610269	0.23	14600	0.22	-	-	-	-	3597269
(5)	Clearing Members	127	4354921	-	-	4354921	0.28	4354921	-	4354921	0.28	284700	0.27	-	-	-	-	4354921
(6)	Hindu Undivided Families	3735	1325631	-	-	1325631	0.08	1325631	-	1325631	0.08	0	0.08	-	-	-	-	1325631
(7)	Foreign Corporate Bodies	4	2141732	-	-	2141732	0.14	2141732	-	2141732	0.14	0	0.13	-	-	-	-	2141732
(8)	Bodies Corporate	2347	25129310	-	-	25129310	1.59	25129310	-	25129310	1.59	8776386	1.55	-	-	-	-	24783975
	Sub-Total (B)(3)	217434	193044685	-	-	193044685	12.22	193044685	-	193044685	12.22	16154900	11.94	-	-	-	-	178601296
	Total Public Shareholding (B)= (B)(1)+(B)(2)+(B)(3)	219192	1579846340	-	-	1579846340	100.00	1579846340	-	1579846340	100.00	36500000	97.74	-	-	-	-	1565390601

Details of the shareholders acting as persons in Concert including their Shareholding (No. and %): NIL

Details of Shares which remain unclaimed may be given here along with details such as number of shareholders, outstanding shares held in demat/unclaimed suspense account, voting rights which are frozen etc.

6,23,575 Equity Shares held under HDFC UNCLAIMED SUSPENSE ACCOUNT by 455 shareholders.

Note:

(1) PAN would not be displayed on website of Stock Exchange(s).

(2) The above format needs to be disclosed along with the name of following persons: Institutions/Non Institutions holding more than 1% of total number of shares.

(3) W.r.t. the information pertaining to Depository Receipts, the same may be disclosed in the respective columns to the extent information available and the balance to be disclosed as held by custodian



Table IV - Statement showing shareholding pattern of the Non Promoter- Non Public shareholder



Category & Name of the Shareholders (I)	PAN (II)	No. of shareholder (III)	No. of fully paid up equity shares held (IV)	No. of Partly paid-up equity shares held (V)	Nos. of shares underlying Depository Receipts (VI)	Total nos. shares held (VII = IV+V+VI)	Shareholding % calculated as per SCRR, 1957 As a % of (A+B+C2) (VIII)	Number of Voting Rights held in each class of securities (IX)			No. of Shares Underlying Outstanding convertible securities (including Warrants) (X)	Shareholding as a % assuming full conversion of convertible securities (as a percentage of diluted share capital) (XI) = (VII)+(X)	Number of Locked in shares (XII)		Number of Shares pledged or otherwise encumbered (XIII)		Number of equity shares held in dematerialized form (XIV)		
								No of Voting Rights		Total as a % of Total Voting rights			No.	As a % of total Shares held	No. (Not Applicable)	As a % of total Shares held (Not Applicable)			
								Class X	Class Y									Total	(a)
(1) Shares underlying DRs																			
(a) Custodian/DR Holder		-	-	-	-	-	-	-	-	-	-	-	-	-	-	-	-	-	-
(2) Shares held by Employee Trusts																			
(a) Employee Benefit Trust (under SEBI (share based Employee Benefit) Regulations, 2014)																			
Total Non-Promoter- Non Public Shareholding (C)= (C)(1)+(C)(2)			0	0	0	0	0%	0	0	0	0%	0	0%	0	0%	0	0%	0	0

Note:

- (1) PAN would not be displayed on website of Stock Exchange(s).
- (2) The above format needs to disclose name of all holders holding more than 1% of total number of shares
- (3) W.r.t. the information pertaining to Depository Receipts, the same may be disclosed in the respective columns to the extent information available

