

**Disclosure of Share Holding pattern under Regulation 31 of SEBI (Listing Obligations and Disclosure Requirements) Regulations, 2015 ("Listing Regulations") specified securities**

1. Name of Listed Entity: **HOUSING DEVELOPMENT FINANCE CORPORATION LIMITED**
2. Scrip Code : NSE: **HDFC** Name of Scrip: **HDFC** Class of Security: **EQUITY**  
BSE: **500010**
3. Share Holding Pattern Filed under Reg. 31(1)(b) for the Quarter Ended: **SEPTEMBER 30, 2016**

4. Declaration

	Particulars	Yes	No
1	Whether the Listed Entity has issued any partly paid up shares?		No
2	Whether the Listed Entity has issued any Convertible Securities or Warrants?	Yes	
3	Whether the Listed Entity has any shares against which depository receipts are issued?		No
4	Whether the Listed Entity has any shares in locked-in?		No
5	Whether any shares held by promoters are pledge or otherwise encumbered?		No



**Table I - Summary Statement holding of specified securities**

Category (I)	Category of shareholder (II)	No. of shareholders (III)	No. of fully paid up equity shares held (IV)	No. of Partly paid-up equity shares held (V)	No. of shares underlying Depository Receipts (VI)	Total nos. shares held (VII = IV+V+VI)	Shareholding as a % of total no. of shares (calculated as per SCRR, 1957)  As a % of (A+B+C2) (VIII)	Number of Voting Rights held in each class of securities (IX)			No. of Shares Underlying Outstanding convertible securities (including Warrants) (X)	Shareholding, as a % assuming full conversion of convertible securities (as a percentage of diluted share capital) (XI) = (VII)+(X) as a % of A+B+C2	Number of Locked in shares (XII)		Number of Shares pledged or otherwise encumbered (XIII)		Number of equity shares held in dematerialized form (XIV)	
								No of Voting Rights					Total as a % of (A+B+C)	No.	As a % of total Shares held	No.		As a % of total Shares held
								Class X	Class Y	Total								
(A)	Promoter & Promoter Group	-	-	-	-	-	-	-	-	-	-	-	-	-	-	-	-	
(B)	Public	212815	1583983690	-	-	1583983690	100.00	1583983690	-	1583983690	100.00	36500000	97.75	-	-	-	-	1569905831
(C)	Non Promoter - Non Public	-	-	-	-	-	-	-	-	-	-	-	-	-	-	-	-	-
(C1)	Shares Underlying DRs	-	-	-	-	-	-	-	-	-	-	-	-	-	-	-	-	-
(C2)	Shares held by Employee Trusts	-	-	-	-	-	-	-	-	-	-	-	-	-	-	-	-	-
	<b>Total</b>	<b>212815</b>	<b>1583983690</b>	<b>-</b>	<b>-</b>	<b>1583983690</b>	<b>100.00</b>	<b>1583983690</b>	<b>-</b>	<b>1583983690</b>	<b>100.00</b>	<b>36500000</b>	<b>97.75</b>	<b>-</b>	<b>-</b>	<b>-</b>	<b>-</b>	<b>1569905831</b>



**Table II - Statement showing shareholding pattern of the Promoter and Promoter Group**

Category & Name of the Shareholders (I)	PAN (II)	No. of shareholder (III)	No. of fully paid up equity shares held (IV)	No. of Partly paid-up equity shares held (V)	Nos. of shares underlying Depository Receipts (VI)	Total nos. shares held (VII = IV+V+VI)	Shareholding % calculated as per SCRR, 1957  As a % of (A+B+C2) (VIII)	Number of Voting Rights held in each class of securities (IX)			No. of Shares Underlying Outstanding convertible securities (including Warrants) (X)	Shareholding, as a % assuming full conversion of convertible securities ( as a percentage of diluted share capital) (XI) = (VII)+(X) as a % of A+B+C2	Number of Locked in shares (XII)		Number of Shares pledged or otherwise encumbered (XIII)		Number of equity shares held in dematerialized form (XIV)	
								No of Voting Rights		Total as a % of Total Voting rights			No.	As a % of total Shares held	No.	As a % of total Shares held		
								Class X	Class Y									Total
								(a)	(b)	(c)			(d)	(e)	(f)	(g)		(h)
<b>(1) Indian</b>																		
(a) Individuals / Hindu Undivided Family		-	-	-	-	-	-	-	-	-	-	-	-	-	-	-	-	-
(b) Central Government / State Government(s)		-	-	-	-	-	-	-	-	-	-	-	-	-	-	-	-	-
(c) Financial Institutions / Banks		-	-	-	-	-	-	-	-	-	-	-	-	-	-	-	-	-
(d) Others		-	-	-	-	-	-	-	-	-	-	-	-	-	-	-	-	-
<b>Sub-Total (A)(1)</b>		-	-	-	-	-	-	-	-	-	-	-	-	-	-	-	-	-
<b>(2) Foreign</b>																		
(a) Individuals (NRIs / Foreign Individuals)		-	-	-	-	-	-	-	-	-	-	-	-	-	-	-	-	-
(b) Government		-	-	-	-	-	-	-	-	-	-	-	-	-	-	-	-	-
(c) Institutions		-	-	-	-	-	-	-	-	-	-	-	-	-	-	-	-	-
(d) Foreign Portfolio Investor		-	-	-	-	-	-	-	-	-	-	-	-	-	-	-	-	-
(f) Others		-	-	-	-	-	-	-	-	-	-	-	-	-	-	-	-	-
<b>Sub-Total (A)(2)</b>		-	-	-	-	-	-	-	-	-	-	-	-	-	-	-	-	-
<b>Total Shareholding of Promoter and Promoter Group (A)= (A)(1)+(A)(2)</b>		<b>0</b>	<b>0</b>	<b>0</b>	<b>0</b>	<b>0</b>	<b>0%</b>	<b>0</b>	<b>0</b>	<b>0</b>	<b>0%</b>	<b>0</b>	<b>0</b>	<b>0</b>	<b>0</b>	<b>0%</b>	<b>0</b>	


Details of Shares which remain unclaimed may be given here along with details such as number of shareholders, outstanding shares held in demat/unclaimed suspense account, voting rights which are frozen etc.

- Note:  
 (1) PAN would not be displayed on website of Stock Exchange(s).  
 (2) The term "Encumbrance" has the same meaning as assigned under regulation 28(3) of SEBI (Substantial Acquisition of Shares and Takeovers) Regulations, 2011.



Table III - Statement showing shareholding pattern of the Public shareholder

Category & Name of the Shareholders (I)	PAN (II)	No. of shareholder (III)	No. of fully paid up equity shares held (IV)	No. of Partly paid-up equity shares held (V)	Nos. of shares underlying Depository Receipts (VI)	Total nos. shares held (VII = IV+V+VI)	Shareholding % calculated as per SCRR, 1957  As a % of (A+B+C2) (VIII)	Number of Voting Rights held in each class of securities (IX)			No. of Shares Underlying Outstanding convertible securities (including Warrants) (X)	Shareholding, as a % assuming full conversion of convertible securities ( as a percentage of diluted share capital) (XI) = (VII)+(X) as a % of A+B+C2	Number of Locked in shares (XII)		Number of Shares pledged or otherwise encumbered (XIII)		Number of equity shares held in dematerialized form (XIV)	
								No of Voting Rights					Total as a % of Total Voting rights	No.	As a % of total Shares held	No. (Not Applicable)		As a % of total Shares held (Not
								Class X	Class Y	Total								
<b>(1) Institutions</b>																		
(a) Mutual Funds / UTI		285	46973003	-	-	46973003	2.97	46973003	-	46973003	2.97	18381400	2.90	-	-	-	-	46968253
(b) Venture Capital Funds		-	-	-	-	-	-	-	-	-	-	-	-	-	-	-	-	-
(c) Alternate Investment Funds		-	-	-	-	-	-	-	-	-	-	-	-	-	-	-	-	-
(d) Foreign Venture Capital Investors		-	-	-	-	-	-	-	-	-	-	-	-	-	-	-	-	-
(e) Foreign Portfolio Investors		-	-	-	-	-	-	-	-	-	-	-	-	-	-	-	-	-
(f) Financial Institutions / Banks		92	20971858	-	-	20971858	1.32	20971858	-	20971858	1.32	-	1.29	-	-	-	-	20964758
<b>(g) Insurance Companies</b>		26	110238738	-	-	110238738	6.96	110238738	-	110238738	6.96	-	6.80	-	-	-	-	110238238
LIFE INSURANCE CORPORATION OF INDIA			68803398	-	-	68803398	4.34	68803398	-	68803398	4.34	-	4.25	-	-	-	-	68803398
(h) Provident Funds/Pension Funds		-	-	-	-	-	-	-	-	-	-	-	-	-	-	-	-	-
(i) Others		-	-	-	-	-	-	-	-	-	-	-	-	-	-	-	-	-
(1) Foreign Institutional Investor		1420	1223971051	-	-	1223971051	77.27	1223971051	-	1223971051	77.27	-	75.53	-	-	-	-	1223971051
OPPENHEIMER DEVELOPING MARKETS FUND		-	69150345	-	-	69150345	4.37	69150345	-	69150345	4.37	-	4.27	-	-	-	-	69150345
EUROPACIFIC GROWTH FUND		-	51986265	-	-	51986265	3.28	51986265	-	51986265	3.28	-	3.21	-	-	-	-	51986265
GOVERNMENT OF SINGAPORE		-	30692998	-	-	30692998	1.94	30692998	-	30692998	1.94	-	1.89	-	-	-	-	30692998
VANGUARD EMERGING MARKETS STOCK INDEX FUND, ASERIES OF VANGUARD INTERNATIONAL EQUITY INDE X FUND		-	23311124	-	-	23311124	1.47	23311124	-	23311124	1.47	-	1.44	-	-	-	-	23311124
COPTHALL MAURITIUS INVESTMENT LIMITED		-	19222093	-	-	19222093	1.21	19222093	-	19222093	1.21	-	1.19	-	-	-	-	19222093
ISHARES INDIA INDEX MAURITIUS COMPANY		-	17776361	-	-	17776361	1.12	17776361	-	17776361	1.12	-	1.10	-	-	-	-	17776361



	VANGUARD TOTAL INTERNATIONAL STOCK INDEX FUND	-	17557230	-	-	17557230	1.11	17557230	-	17557230	1.11	-	1.08	-	-	-	-	17557230
	STICHTING DEPOSITARY APG EMERGING MARKETS EQUITY POOL	-	16036487	-	-	16036487	1.01	16036487	-	16036487	1.01	-	0.99	-	-	-	-	16036487
(2)	Foreign Financial Institutions / Banks	4	51590	-	-	51590	0.00	51590	-	51590	0.00	-	0.00	-	-	-	-	51590
	<b>Sub-Total (B)(1)</b>	<b>1827</b>	<b>1402206240</b>	-	-	<b>1402206240</b>	<b>88.52</b>	<b>1402206240</b>	-	<b>1402206240</b>	<b>88.52</b>	<b>18381400</b>	<b>86.53</b>	-	-	-	-	<b>1402193890</b>
(2)	<b>Central Government / State Government(s)/President of India</b>	-	-	-	-	-	-	-	-	-	-	-	-	-	-	-	-	-
(a)	Central Government / State Government(s)/President of India	8	1091618	-	-	1091618	0.07	1091618	-	1091618	0.07	-	0.07	-	-	-	-	1091618
(3)	<b>Non-Institutions</b>	-	-	-	-	-	-	-	-	-	-	-	-	-	-	-	-	-
(a(i))	Individual shareholders holding nominal share capital up to Rs. 2 lakhs	199688	120546937	-	-	120546937	7.61	120546937	-	120546937	7.61	4044269	7.44	-	-	-	-	106949163
(a(ii))	Individual shareholders holding nominal share capital in excess of Rs. 2 lakhs	73	17689770	-	-	17689770	1.12	17689770	-	17689770	1.12	4175600	1.09	-	-	-	-	17586370
(b)	NBFCs registered with RBI	-	-	-	-	-	-	-	-	-	-	-	-	-	-	-	-	-
(c)	Employee Trusts	-	-	-	-	-	-	-	-	-	-	-	-	-	-	-	-	-
(d)	Overseas Depositories (holding DRs) (balancing figure)	-	-	-	-	-	-	-	-	-	-	-	-	-	-	-	-	-
(e)	Others	-	-	-	-	-	-	-	-	-	-	-	-	-	-	-	-	-
(1)	Trusts	65	5025091	-	-	5025091	0.32	5025091	-	5025091	0.32	-	0.31	-	-	-	-	5025091
(2)	Directors & their Relatives	35	7834006	-	-	7834006	0.49	7834006	-	7834006	0.49	-	0.48	-	-	-	-	7834006
(3)	Foreign Nationals	3	1484	-	-	1484	0.00	1484	-	1484	0.00	-	0.00	-	-	-	-	1484
(4)	Non Resident Indians	4970	3625346	-	-	3625346	0.23	3625346	-	3625346	0.23	43800	0.22	-	-	-	-	3608346
(5)	Clearing Members	266	2503800	-	-	2503800	0.16	2503800	-	2503800	0.16	302600	0.15	-	-	-	-	2503800
(6)	Hindu Undivided Families	3662	1272059	-	-	1272059	0.08	1272059	-	1272059	0.08	-	0.08	-	-	-	-	1272059
(7)	Foreign Corporate Bodies	3	1364138	-	-	1364138	0.09	1364138	-	1364138	0.09	-	0.08	-	-	-	-	1364138
(8)	Bodies Corporate	2215	20823201	-	-	20823201	1.32	20823201	-	20823201	1.32	9552331	1.28	-	-	-	-	20475866
	<b>Sub-Total (B)(3)</b>	<b>210988</b>	<b>181777450</b>	<b>0</b>	<b>0</b>	<b>181777450</b>	<b>11.48</b>	<b>181777450</b>	<b>0</b>	<b>181777450</b>	<b>11.48</b>	<b>18118600</b>	<b>11.22</b>	-	-	-	-	<b>167711941</b>
	<b>Total Public Shareholding (B)= (B)(1)+(B)(2)+(B)(3)</b>	<b>212815</b>	<b>1583983690</b>	<b>0</b>	<b>0</b>	<b>1583983690</b>	<b>100.00</b>	<b>1583983690</b>	<b>0</b>	<b>1583983690</b>	<b>100.00</b>	<b>36500000</b>	<b>97.75</b>	<b>0</b>	<b>0</b>	<b>0</b>	<b>0</b>	<b>1569905831</b>

Details of the shareholders acting as persons in Concert including their Shareholding (No. and %): Life Insurance Corporation of India (including all accounts) held 8,87,21,745 equity shares comprising 5.60%.

Details of Shares which remain unclaimed may be given here along with details such as number of shareholders, outstanding shares held in demat/unclaimed suspense account, voting rights which are frozen etc. 6,16,975 Equity Shares held under HDFC UNCLAIMED SUSPENSE ACCOUNT by 449 shareholders.

Note:

(1) PAN would not be displayed on website of Stock Exchange(s).

(2) The above format needs to be disclosed along with the name of following persons: Institutions/Non Institutions holding more than 1% of total number of shares.

(3) W.r.t. the information pertaining to Depository Receipts, the same may be disclosed in the respective columns to the extent information available and the balance to be disclosed as held by custodian



**Table IV - Statement showing shareholding pattern of the Non Promoter- Non Public shareholder**

Category & Name of the Shareholders (I)	PAN (II)	No. of shareholder (III)	No. of fully paid up equity shares held (IV)	No. of Partly paid-up equity shares held (V)	Nos. of shares underlying Depository Receipts (VI)	Total nos. shares held (VII = IV+V+VI)	Shareholding % calculated as per SCRR, 1957  As a % of (A+B+C2) (VIII)	Number of Voting Rights held in each class of securities (IX)			No. of Shares Underlying Outstanding convertible securities (including Warrants) (X)	Shareholding, as a % assuming full conversion of convertible securities ( as a percentage of diluted share capital) (XI) = (VII)+(X) as a % of A+B+C2	Number of Locked in shares (XII)		Number of Shares pledged or otherwise encumbered (XIII)		Number of equity shares held in dematerialized form (XIV)	
								No of Voting Rights		Total as a % of Total Voting rights			No.	As a % of total Shares held	No. (Not Applicable)	As a % of total Shares held (Not Applicable)		
								Class X	ClassY									Total
<b>(1) Shares underlying DRs</b>																		
(a) Custodian/DR Holder		-	-	-	-	-	-	-	-	-	-	-	-	-	-	-	-	-
<b>(2) Shares held by Employee Trusts</b>																		
(a) Employee Benefit Trust (under SEBI (share based Employee Benefit) Regulations, 2014)		-	-	-	-	-	-	-	-	-	-	-	-	-	-	-	-	-
<b>Total Non-Promoter- Non Public Shareholding (C)= (C)(1)+(C)(2)</b>		-	-	-	-	-	-	-	-	-	-	-	-	-	-	-	-	-


Note:  
 (1) PAN would not be displayed on website of Stock Exchange(s).  
 (2) The above format needs to disclose name of all holders holding more than 1% of total number of shares  
 (3) W.r.t. the information pertaining to Depository Receipts, the same may be disclosed in the respective columns to the extent information available




**HOUSING DEVELOPMENT FINANCE CORPORATION LIMITED**

**(I)(c)(ii) Statement showing holding of securities (including shares, convertible securities) of persons (together with PAC) belonging to the category 'Public' and holding more than 5% of the total number of shares of the company (As on : 30/09/2016)**

S.No.	Name of the shareholder(s) and Persons Acting in Concert (PAC) with them	Number of Shares held	Shares as a % of grand total (A)+(B)+(C) of sub-clause (I)(a)	Details of warrants		Details of convertible		Total shares (including underlying shares assuming full conversion of warrants and convertible securities) as a % of diluted share capital	PAN No.
				Number of warrants held	As a % of total number of warrants of the same class	Number of convertible securities held	As a % of total number of convertible securities of the same class		
(I)	(II)	(III)	(IV)	(V)	(VI)	(VII)	(VIII)	(IX)	(X)
1	LIFE INSURANCE CORPORATION OF INDIA	68,803,398	4.34	-	-	-	-	4.25	
2	LIC OF INDIA MONEY PLUS GROWTH FUND	6,816,040	0.43	-	-	-	-	0.42	
3	LIFE INSURANCE CORPORATION OF INDIA P & GS FUND	5,410,827	0.34	-	-	-	-	0.33	
4	LIC OF INDIA SAMRIDHI PLUS FUND	2,040,280	0.13	-	-	-	-	0.13	
5	LIC OF INDIA WEALTH PLUS FUND	1,238,290	0.08	-	-	-	-	0.08	
6	LIC OF INDIA MARKET PLUS NON UNIT FUND	911,791	0.06	-	-	-	-	0.06	
7	LIFE INSURANCE CORPORATION OF INDIA - ULIF004200910LICEND+GRW512	890,601	0.06	-	-	-	-	0.05	
8	LIC OF INDIA FUTURE PLUS GROWTH FUND	410,029	0.03	-	-	-	-	0.03	
9	LIC OF INDIA MONEY PLUS NON UNIT FUND	270,765	0.02	-	-	-	-	0.02	
10	LIC OF INDIA JEEVAN PLUS GROWTH FUND	270,025	0.02	-	-	-	-	0.02	
11	LIC OF INDIA MONEY PLUS 1 GROWTH FUND	206,901	0.01	-	-	-	-	0.01	
12	LIC OF INDIA BIMA PLUS NON UNIT FUND	185,000	0.01	-	-	-	-	0.01	
13	LIC OF INDIA PROFIT PLUS NON UNIT FUND	172,907	0.01	-	-	-	-	0.01	
14	LIC OF INDIA HEALTH PLUS FUND	161,832	0.01	-	-	-	-	0.01	
15	LIC OF INDIA PENSION PLUS MIXED FUND	160,632	0.01	-	-	-	-	0.01	
16	LIC OF INDIA FORTUNE PLUS NON UNIT FUND	150,000	0.01	-	-	-	-	0.01	



S.No.	Name of the shareholder(s) and Persons Acting in Concert (PAC) with them	Number of Shares held	Shares as a % of grand total (A)+(B)+(C) of sub-clause (I)(a)	Details of warrants		Details of convertible		Total shares (including underlying shares assuming full conversion of warrants and convertible securities) as a % of diluted share capital	PAN No.
				Number of warrants held	As a % of total number of warrants of the same class	Number of convertible securities held	As a % of total number of convertible securities of the same class		
17	LIC OF INDIA FORTUNE PLUS GROWTH FUND	148,136	0.01	-	-	-	-	0.01	
18	LIC OF INDIA MARKET PLUS GROWTH FUND	106,992	0.01	-	-	-	-	0.01	
19	LIC OF INDIA FUTURE PLUS NON UNIT FUND	74,341	0.00	-	-	-	-	0.00	
20	LIC OF INDIA HEALTH PROTECTION PLUS FUND	61,800	0.00	-	-	-	-	0.00	
21	LIC OF INDIA CHILD FORTUNE PLUS GROWTH FUND	50,337	0.00	-	-	-	-	0.00	
22	LIC OF INDIA JEEVAN PLUS NON UNIT FUND	50,000	0.00	-	-	-	-	0.00	
23	LIFE INSURANCE CORPORATION OF INDIA - ULIF003200910LICEND+BAL512	27,000	0.00	-	-	-	-	0.00	
24	LIFE INSURANCE CORPORATION OF INDIA - ULIF002200910LICEND+SEC512	12,335	0.00	-	-	-	-	0.00	
25	LIC OF INDIA FUTURE PLUS BALANCED FUND	10,659	0.00	-	-	-	-	0.00	
26	LIC OF INDIA HEALTH PLUS NON UNIT FUND	10,000	0.00	-	-	-	-	0.00	
27	LIC OF INDIA MARKET PLUS BALANCED FUND	10,000	0.00	-	-	-	-	0.00	
28	LIC OF INDIA MONEY PLUS 1 NON UNIT FUND	10,000	0.00	-	-	-	-	0.00	
29	LIC OF INDIA JEEVAN SAATHI PLUS GROWTH FUND	8,300	0.00	-	-	-	-	0.00	
30	LICI NEW ENDOWMENT PLUS-GROWTH FUND	8,000	0.00	-	-	-	-	0.00	
31	LIC OF INDIA CHILD FORTUNE PLUS NON UNIT FUND	5,500	0.00	-	-	-	-	0.00	
32	LIC OF INDIA MONEY PLUS BALANCED FUND	5,000	0.00	-	-	-	-	0.00	
33	LIC OF INDIA GRATUITY PLUS GROWTH FUND	4,800	0.00	-	-	-	-	0.00	
34	LIC OF INDIA MARKET PLUS 1 BALANCED FUND	2,380	0.00	-	-	-	-	0.00	
35	LIC OF INDIA CHILD FORTUNE PLUS SECURED FUND	2,300	0.00	-	-	-	-	0.00	
36	LIC OF INDIA PROFIT PLUS GROWTH FUND	2,247	0.00	-	-	-	-	0.00	
37	LIC OF INDIA MONEY PLUS SECURED FUND	2,000	0.00	-	-	-	-	0.00	





S.No.	Name of the shareholder(s) and Persons Acting in Concert (PAC) with them	Number of Shares held	Shares as a % of grand total (A)+(B)+(C) of sub-clause (I)(a)	Details of warrants		Details of convertible		Total shares (including underlying shares assuming full conversion of warrants and convertible securities) as a % of diluted share capital	PAN No.
				Number of warrants held	As a % of total number of warrants of the same class	Number of convertible securities held	As a % of total number of convertible securities of the same class		
38	LIC OF INDIA MONEY PLUS 1 SECURED FUND	1,800	0.00	-	-	-	-	0.00	
39	LIC OF INDIA MONEY PLUS 1 BALANCED FUND	1,500	0.00	-	-	-	-	0.00	
40	LIC OF INDIA CHILD FORTUNE PLUS BALANCED FUND	1,300	0.00	-	-	-	-	0.00	
41	LIC OF INDIA HEALTH PROTECTION PLUS NON UNIT FUND	1,250	0.00	-	-	-	-	0.00	
42	LIC OF INDIA JEEVAN PLUS BALANCED FUND	1,000	0.00	-	-	-	-	0.00	
43	LIC OF INDIA JEEVAN PLUS SECURED FUND	600	0.00	-	-	-	-	0.0	
44	LIC OF INDIA PROFIT PLUS BALANCED FUND	500	0.00	-	-	-	-	0.00	
45	LIC OF INDIA PROFIT PLUS SECURED FUND	500	0.00	-	-	-	-	0.00	
46	LIC OF INDIA JEEVAN SAATHI PLUS BALANCED FUND	450	0.00	-	-	-	-	0.00	
47	LICI NEW ENDOWMENT PLUS-BALANCED FUND	400	0.00	-	-	-	-	0.00	
48	LIC OF INDIA FORTUNE PLUS BALANCED FUND	300	0.00	-	-	-	-	0.00	
49	LIC OF INDIA FORTUNE PLUS SECURED FUND	300	0.00	-	-	-	-	0.00	
50	LIFE INSURANCE CORPORATION OF INDIA - ULIF002180912LICFLX+MIX512	200	0.00	-	-	-	-	0.00	
51	LIC OF INDIA JEEVAN SAATHI PLUS SECURED FUND	100	0.00	-	-	-	-	0.00	
52	LICI NEW ENDOWMENT PLUS-SECURED FUND	100	0.00	-	-	-	-	0.00	
	<b>Total</b>	<b>88721745</b>	<b>5.60</b>					<b>5.48</b>	

