

Disclosure of Share Holding pattern under Regulation 31 of SEBI (Listing Obligations and Disclosure Requirements) Regulations, 2015 ("Listing Regulations") specified securities

1. Name of Listed Entity: **HOUSING DEVELOPMENT FINANCE CORPORATION LIMITED**
2. Scrip Code : NSE: **HDFC** Name of Scrip: **HDFC** Class of Security: **EQUITY**
BSE: **500010**
3. Share Holding Pattern Filed under Reg. 31(1)(b) for quarter ended : **SEPTEMBER 30, 2020**

4. Declaration

Sr. No.	Particulars	Yes	No
1	Whether the Listed Entity has issued any partly paid up shares?		No
2	Whether the Listed Entity has issued any Convertible Securities or Warrants?	Yes	
3	Whether the Listed Entity has any shares against which depository receipts are issued?		No
4	Whether the Listed Entity has any shares in locked-in?		No
5	Whether any shares held by promoters are pledge or otherwise encumbered?		No
6	Whether the listed entity has any significant beneficial owner?		No




Table I - Summary Statement holding of specified securities

Category (I)	Category of shareholder (II)	No. of shareholders (III)	No. of fully paid up equity shares held (IV)	No. of Partly paid-up equity shares held (V)	No. of shares underlying Depository Receipts (VI)	Total nos. shares held (VII = IV+V+VI)	Shareholding as a % of total no. of shares (calculated as per SCRR, 1957) As a % of (A+B+C2) (VIII)	Number of Voting Rights held in each class of securities (IX)			No. of Shares Underlying Outstanding convertible securities (including Warrants) (X)	Shareholding, as a % assuming full conversion of convertible securities (as a percentage of diluted share capital) (XI) = (VII)+(X) as a % of A+B+C2	Number of Locked in shares (XII)		Number of Shares pledged or otherwise encumbered (XIII)		Number of equity shares held in dematerialized form (XIV)	
								No of Voting Rights					Total as a % of (A+B+C)	No.	As a % of total Shares held	No.		As a % of total Shares held
								Class X	Class Y	Total								
(A)	Promoter & Promoter Group	-	-	-	-	-	-	-	-	-	-	-	-	-	-	-	-	-
(B)	Public	627655	1795805932	0	0	1795805932	100.00	1795805932	0	1795805932	100.00	17057400	100.00	0	0	0	0	1789351033
(C)	Non Promoter - Non Public	-	-	-	-	-	-	-	-	-	-	-	-	-	-	-	-	-
(C1)	Shares Underlying DRs	-	-	-	-	-	-	-	-	-	-	-	-	-	-	-	-	-
(C2)	Shares held by Employee Trusts	-	-	-	-	-	-	-	-	-	-	-	-	-	-	-	-	-
	Total	627655	1795805932	0	0	1795805932	100.00	1795805932	0	1795805932	100	17057400	100.00000	0	0	0	0	1789351033




Table II - Statement showing shareholding pattern of the Promoter and Promoter Group

Category & Name of the Shareholders (I)	PAN (II)	No. of shareholder (III)	No. of fully paid up equity shares held (IV)	No. of Partly paid-up equity shares held (V)	Nos. of shares underlying Depository Receipts (VI)	Total nos. shares held (VII = IV+V+VI)	Shareholding % calculated as per SCRR, 1957 As a % of (A+B+C2) (VIII)	Number of Voting Rights held in each class of securities (IX)			No. of Shares Underlying Outstanding convertible securities (including Warrants) (X)	Shareholding, as a % assuming full conversion of convertible securities (as a percentage of diluted share capital) (XI) = (VII)+(X) as a % of A+B+C2	Number of Locked in shares (XII)		Number of Shares pledged or otherwise encumbered (XIII)		Number of equity shares held in dematerialized form (XIV)
								No of Voting Rights		Total as a % of Total Voting rights			No.	As a % of total Shares held	No.	As a % of total Shares held	
								Class X	Class Y								
(1) Indian																	
(a) Individuals / Hindu Undivided Family	-	-	-	-	-	-	-	-	-	-	-	-	-	-	-	-	-
(b) Central Government / State Government(s)	-	-	-	-	-	-	-	-	-	-	-	-	-	-	-	-	-
(c) Financial Institutions / Banks	-	-	-	-	-	-	-	-	-	-	-	-	-	-	-	-	-
(d) Others	-	-	-	-	-	-	-	-	-	-	-	-	-	-	-	-	-
Sub-Total (A)(1)	-	-	-	-	-	-	-	-	-	-	-	-	-	-	-	-	-
(2) Foreign																	
(a) Individuals (NRIs / Foreign Individuals)	-	-	-	-	-	-	-	-	-	-	-	-	-	-	-	-	-
(b) Government	-	-	-	-	-	-	-	-	-	-	-	-	-	-	-	-	-
(c) Institutions	-	-	-	-	-	-	-	-	-	-	-	-	-	-	-	-	-
(d) Foreign Portfolio Investor	-	-	-	-	-	-	-	-	-	-	-	-	-	-	-	-	-
(f) Others	-	-	-	-	-	-	-	-	-	-	-	-	-	-	-	-	-
Sub-Total (A)(2)	-	-	-	-	-	-	-	-	-	-	-	-	-	-	-	-	-
Total Shareholding of Promoter and Promoter Group (A)= (A)(1)+(A)(2)			0	0	0	0	0	0	0	0	0	0	0	0	0	0	0

Details of Shares which remain unclaimed may be given here along with details such as number of shareholders, outstanding shares held in demat/unclaimed suspense account, voting rights which are frozen etc.

Note:

(1) PAN would not be displayed on website of Stock Exchange(s).

(2) The term "Encumbrance" has the same meaning as assigned under regulation 28(3) of SEBI (Substantial Acquisition of Shares and Takeovers) Regulations, 2011.





Table III - Statement showing shareholding pattern of the Public shareholder

(1)	Category & Name of the Shareholders (I)	No. of shareholder (III)	No. of fully paid up equity shares held (IV)	No. of Partly paid-up equity shares held (V)	Nos. of shares underlying Depository Receipts (VI)	Total nos. shares held (VII = IV+V+VI)	Shareholding % calculated as per SCRR, 1957 As a % of (A+B+C2) (VIII)	Number of Voting Rights held in each class of securities (IX)			No. of Shares Underlying Outstanding convertible securities (including Warrants) (X)	Shareholding, as a % assuming full conversion of convertible securities (as a percentage of diluted share capital) (XI) = (VII)+(X) as a % of A+B+C2	Number of Locked in shares (XII)		Number of Shares pledged or otherwise encumbered (XIII)		Number of equity shares held in dematerialized form (XIV)	
								No of Voting Rights					Total as a % of Total Voting rights	No.	As a % of total Shares held	No. (Not Applicable)		As a % of total Shares held (Not Applicable)
								Class X	Class Y	Total								
(1)	Institutions																	
(a)	Mutual Funds / UTI	36	168644026	-	-	168644026	9.39	168644026	-	168644026	9.39	12597600	10.00	-	-	-	-	168644026
	SBI-ETF NIFTY 50		46277815	-	-	46277815	2.58	46277815	-	46277815	2.58		2.55	-	-	-	-	46277815
	UTI - NIFTY EXCHANGE TRADED FUND		18950662	-	-	18950662	1.06	18950662	-	18950662	1.06		1.05	-	-	-	-	18950662
(b)	Venture Capital Funds	-	-	-	-	-	-	-	-	-	-	-	-	-	-	-	-	-
(c)	Alternate Investment Funds	31	4051970	-	-	4051970	0.23	4051970	-	4051970	0.23		0.22	-	-	-	-	4051970
(d)	Foreign Venture Capital Investors	-	-	-	-	-	-	-	-	-	-	-	-	-	-	-	-	-
(e)	Foreign Portfolio Investors	1795	1257056266	-	-	1257056266	70.00	1257056266	-	1257056266	70.00		69.34	-	-	-	-	1257053766
	INVESCO OPPENHEIMER DEVELOPING MARKETS FUND		64611088	-	-	64611088	3.60	64611088	-	64611088	3.60		3.56	-	-	-	-	64611088
	GOVERNMENT OF SINGAPORE		57411474	-	-	57411474	3.20	57411474	-	57411474	3.20		3.17	-	-	-	-	57411474
	VANGUARD TOTAL INTERNATIONAL STOCK INDEX FUND		28519754	-	-	28519754	1.59	28519754	-	28519754	1.59		1.57	-	-	-	-	28519754
	VANGUARD EMERGING MARKETS STOCK INDEX FUND, A SERIES OF VANGUARD INTERNATIONAL EQUITY INDEX FUNDS		22876185	-	-	22876185	1.27	22876185	-	22876185	1.27		1.26	-	-	-	-	22876185
	GOVERNMENT PENSION FUND GLOBAL		18643928	-	-	18643928	1.04	18643928	-	18643928	1.04		1.03	-	-	-	-	18643928
	JP MORGAN FUNDS - EMERGING MARKETS EQUITY FUND		18330154	-	-	18330154	1.02	18330154	-	18330154	1.02		1.01	-	-	-	-	18330154
(f)	Financial Institutions / Banks	16	1101671	-	-	1101671	0.06	1101671	-	1101671	0.06		0.06	-	-	-	-	1094571
(g)	Insurance Companies	41	157536810	-	-	157536810	8.77	157536810	-	157536810	8.77		8.69	-	-	-	-	157536810
	LIFE INSURANCE CORPORATION OF INDIA		99136855	-	-	99136855	5.52	99136855	-	99136855	5.52		5.47	-	-	-	-	99136855
(h)	Provident Funds/Pension Funds	-	-	-	-	-	-	-	-	-	-	-	-	-	-	-	-	-



(i)	Others																		
(1)	Foreign Institutional Investor	-	-	-	-	-	-	-	-	-	-	-	-	-	-	-	-	-	-
	Sub-Total (B)(1)	1919	1588390743	0	0	1588390743	88.45	1588390743	0	1588390743	88.45	12597600	88.31	0	0	0	0	1588381143	
(2)	Central Government / State Government(s)/President of India																		
(a)	Central Government / State Government(s)/President of India	5	3882089			3882089	0.22	3882089		3882089	0.22		0.21						3882089
	Sub-Total (B)(2)	5	3882089	0	0	3882089	0.22	3882089	0	3882089	0.22	0.00	0.21	0	0	0	0	0	3882089
(3)	Non-Institutions																		
(a(i))	Individual shareholders holding nominal share capital up to Rs. 2 lakhs	594419	130350982			130350982	7.26	130350982		130350982	7.26	726600	7.23						124184988
(a(ii))	Individual shareholders holding nominal share capital in excess of Rs. 2 lakhs	93	23053837			23053837	1.28	23053837		23053837	1.28		1.27						22912837
(b)	NBFCs registered with RBI	-	-	-	-	-	-	-	-	-	-	-	-	-	-	-	-	-	-
(c)	Employee Trusts	-	-	-	-	-	-	-	-	-	-	-	-	-	-	-	-	-	-
(d)	Overseas Depositories (holding DRs) (balancing figure)	-	-	-	-	-	-	-	-	-	-	-	-	-	-	-	-	-	-
(e)	Others	-	-	-	-	-	-	-	-	-	-	-	-	-	-	-	-	-	-
(1)	Trusts	61	677095			677095	0.04	677095		677095	0.04		0.04						677095
(2)	Directors & their Relatives	13	7335456			7335456	0.40	7335456		7335456	0.40		0.40						7335456
(3)	Foreign Nationals	6	1519			1519	0.00	1519		1519	0.00		0.00						1519
(4)	Non Resident Indians	12222	5392233			5392233	0.30	5392233		5392233	0.30	9000	0.30						5340383
(5)	Overseas Corporate Bodies	1	150			150	0.00	150		150	0.00		0.00						150
(6)	Clearing Members	310	2362348			2362348	0.13	2362348		2362348	0.13	54600	0.13						2362348
(7)	Hindu Undivided Families	15854	1851393			1851393	0.10	1851393		1851393	0.10		0.10						1851393
(8)	Foreign Corporate Bodies	1	493669			493669	0.03	493669		493669	0.03		0.03						493669
(9)	Bodies Corporate	2747	18712783			18712783	1.04	18712783		18712783	1.04	3669600	1.23						18626328
(10)	IEPF	1	1536481			1536481	0.09	1536481		1536481	0.09		0.08						1536481
(11)	Pension Funds	3	11765154			11765154	0.66	11765154		11765154	0.66		0.65						11765154
	Sub-Total (B)(3)	625731	203533100	0	0	203533100	11.33	203533100	0	203533100	11.33	4459800	11.47	0	0	0	0	0	197087801
	Total Public Shareholding (B)=	627655	1795805932	0	0	1795805932	100.00	1795805932	0	1795805932	100.00	17057400	100.00	0	0	0	0	0	1789351033

Details of the shareholders acting as persons in Concert including their Shareholding (No. and %): NIL

Details of Shares which remain unclaimed may be given hear along with details such as number of shareholders, outstanding shares held in demat/unclaimed suspense account, voting rights which are frozen etc. 3,000 Equity Shares held under HDFC UNCLAIMED SUSPENSE ACCOUNT by 2 shareholders.

Note:

(1) PAN would not be displayed on website of Stock Exchange(s).

(2) The above format needs to be disclosed along with the name of following persons: Institutions/Non Institutions holding more than 1% of total number of shares.

(3) W.r.t. the information pertaining to Depository Receipts, the same may be disclosed in the respective columns to the extent information available and the balance to be disclosed as held by custodian




Table IV - Statement showing shareholding pattern of the Non Promoter- Non Public shareholder

Category & Name of the Shareholders (I)	PAN (II)	No. of share holder (III)	No. of fully paid up equity shares held (IV)	No. of Partly paid-up equity shares held (V)	Nos. of shares underlying Depository Receipts (VI)	Total nos. shares held (VII = IV+V+VI)	Shareholding % calculated as per SCRR, 1957 As a % of (A+B+C2) (VIII)	Number of Voting Rights held in each class of securities (IX)			No. of Shares Underlying Outstanding convertible securities (including Warrants) (X)	Shareholding , as a % assuming full conversion of convertible securities (as a percentage of diluted share capital) (XI) = (VII)+(X) as a % of A+B+C2	Number of Locked in shares (XII)		Number of Shares pledged or otherwise encumbered (XIII)		Number of equity shares held in dematerialized form (XIV)	
								No of Voting Rights		Total as a % of Total Voting rights			No.	As a % of total Shares held	No. (Not Applicable)	As a % of total Shares held (Not Applicable)		
								Class X	Class Y									(a)
(1) Shares underlying DRs	-	-	-	-	-	-	-	-	-	-	-	-	-	-	-	-	-	-
(a) Custodian/DR Holder	-	-	-	-	-	-	-	-	-	-	-	-	-	-	-	-	-	-
(2) Shares held by Employee Trusts	-	-	-	-	-	-	-	-	-	-	-	-	-	-	-	-	-	-
(a) Employee Benefit Trust (under SEBI (share based Employee Benefit) Regulations, 2014)	-	-	-	-	-	-	-	-	-	-	-	-	-	-	-	-	-	-
Total Non-Promoter- Non Public Shareholding (C)= (C)(1)+(C)(2)			0	0	0	0	0	0	0	0	0	0	0	0	0	0	0	0

Note:

(1) PAN would not be displayed on website of Stock Exchange(s).

(2) The above format needs to disclose name of all holders holding more than 1% of total number of shares

(3) W.r.t. the information pertaining to Depository Receipts, the same may be disclosed in the respective columns to the extent information available




Table V- Statement showing details of significant beneficial owners (SBOs)

Sr. No	Details of the SBO (I)			Details of the registered owner (II)			Details of holding/ exercise of right of the SBO in the reporting company, whether direct or indirect*: (III)		Date of creation / acquisition of significant beneficial interest# (IV)
	(I)			(II)			Whether by virtue of:		
	Name	PAN/ Passport No. in case of a foreign national	Nationality	Name	PAN/ Passport No. in case of a foreign national	Nationality	Shares	%	
							Voting rights	%	
							Rights on distributable	%	
							Exercise of control		
							Exercise of significant influence		
-	-	-	-	-	-	-	-	-	-
-	-	-	-	-	-	-	-	-	-

* In case the nature of the holding/ exercise of the right of a SBO falls under multiple categories specified under (a) to (e) under Column III, multiple rows for the same SBO shall be inserted accordingly for each of the categories.

This column shall have the details as specified by the listed entity under Form No. BEN-2 as submitted to the Registrar.

