

Disclosure of Share Holding pattern under Regulation 31 of SEBI (Listing Obligations and Disclosure Requirements) Regulations, 2015 ("Listing Regulations") specified securities

1. Name of Listed Entity: **HOUSING DEVELOPMENT FINANCE CORPORATION LIMITED**
2. Scrip Code : NSE: **HDFC** Name of Scrip: **HDFC** Class of Security: **EQUITY**
BSE: **500010**
3. Share Holding Pattern Filed under Reg. 31(1)(b) for quarter ended : **JUNE 30, 2021**

4. Declaration

Sr. No.	Particulars	Yes	No
1	Whether the Listed Entity has issued any partly paid up shares?		No
2	Whether the Listed Entity has issued any Convertible Securities or Warrants?	Yes	
3	Whether the Listed Entity has any shares against which depository receipts are issued?		No
4	Whether the Listed Entity has any shares in locked-in?		No
5	Whether any shares held by promoters are pledge or otherwise encumbered?		No
6	Whether the listed entity has any significant beneficial owner?		No




Table I - Summary Statement holding of specified securities

Category (I)	Category of shareholder (II)	No. of shareholders (III)	No. of fully paid up equity shares held (IV)	No. of Partly paid-up equity shares held (V)	No. of shares underlying Depository Receipts (VI)	Total nos. shares held (VII = IV+V+VI)	Shareholding as a % of total no. of shares (calculated as per SCRR, 1957) As a % of (A+B+C2) (VIII)	Number of Voting Rights held in each class of securities (IX)			No. of Shares Underlying Outstanding convertible securities (including Warrants) (X)	Shareholding as a % assuming full conversion of convertible securities (as a percentage of diluted share capital) (XI) = (VII)+(X) as a % of A+B+C2	Number of Locked in shares (XII)		Number of Shares pledged or otherwise encumbered (XIII)		Number of equity shares held in dematerialized form (XIV)	
								No of Voting Rights					Total as a % of (A+B+C)	No.	As a % of total Shares held	No.		As a % of total Shares held
								Class X	Class Y	Total								
(A)	Promoter & Promoter Group																	
(B)	Public	662818	1805753249	0	0	1805753249	100.00	1805753249	0	1805753249	100.00	17057400	100.00	0	0	0	0	1799627186
(C)	Non Promoter - Non Public	-	-	-	-	-	-	-	-	-	-	-	-	-	-	-	-	-
(C1)	Shares Underlying DRs	-	-	-	-	-	-	-	-	-	-	-	-	-	-	-	-	-
(C2)	Shares held by Employee Trusts	-	-	-	-	-	-	-	-	-	-	-	-	-	-	-	-	-
	Total	662818	1805753249	0	0	1805753249	100.00	1805753249	0	1805753249	100.00	17057400	100.00	0	0	0	0	1799627186




Table II - Statement showing shareholding pattern of the Promoter and Promoter Group

Category & Name of the Shareholders (I)	PAN (II)	No. of shareholder (III)	No. of fully paid up equity shares held (IV)	No. of Partly paid-up equity shares held (V)	Nos. of underlying Depository Receipts (VI)	Total nos. shares held (VII = IV+V+VI)	Shareholding % calculated as per SCRR, 1957 As a % of (A+B+C2) (VIII)	Number of Voting Rights held in each class of securities (IX)			No. of Shares Underlying Outstanding convertible securities (including Warrants) (X)	Shareholding, as a % assuming full conversion of convertible securities (as a percentage of diluted share capital) (XI) = (VII)+(X) as a % of A+B+C2	Number of Locked in shares (XII)		Number of Shares pledged or otherwise encumbered (XIII)		Number of equity shares held in dematerialized form (XIV)		
								No of Voting Rights					Total as a % of Total Voting rights	No.	As a % of total Shares held	No.		As a % of total Shares held	
								Class X	Class Y	Total									(a)
(1) Indian																			
(a) Individuals / Hindu Undivided Family	-	-	-	-	-	-	-	-	-	-	-	-	-	-	-	-	-	-	-
(b) Central Government / State Government(s)	-	-	-	-	-	-	-	-	-	-	-	-	-	-	-	-	-	-	-
(c) Financial Institutions / Banks	-	-	-	-	-	-	-	-	-	-	-	-	-	-	-	-	-	-	-
(d) Others	-	-	-	-	-	-	-	-	-	-	-	-	-	-	-	-	-	-	-
Sub-Total (A)(1)	-	-	-	-	-	-	-	-	-	-	-	-	-	-	-	-	-	-	-
(2) Foreign																			
(a) Individuals (NRIs / Foreign Individuals)	-	-	-	-	-	-	-	-	-	-	-	-	-	-	-	-	-	-	-
(b) Government	-	-	-	-	-	-	-	-	-	-	-	-	-	-	-	-	-	-	-
(c) Institutions	-	-	-	-	-	-	-	-	-	-	-	-	-	-	-	-	-	-	-
(d) Foreign Portfolio Investor	-	-	-	-	-	-	-	-	-	-	-	-	-	-	-	-	-	-	-
(f) Others	-	-	-	-	-	-	-	-	-	-	-	-	-	-	-	-	-	-	-
Sub-Total (A)(2)	-	-	-	-	-	-	-	-	-	-	-	-	-	-	-	-	-	-	-
Total Shareholding of Promoter and Promoter Group (A)= (A)(1)+(A)(2)			0	0	0	0	0	0	0	0	0	0	0	0	0	0	0	0	0

Details of Shares which remain unclaimed may be given here along with details such as number of shareholders, outstanding shares held in demat/unclaimed suspense account, voting rights which are frozen etc.

Note:
 (1) PAN would not be displayed on website of Stock Exchange(s).
 (2) The term "Encumbrance" has the same meaning as assigned under regulation 28(3) of SEBI (Substantial Acquisition of Shares and Takeovers) Regulations, 2011.

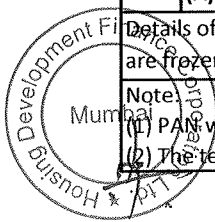



Table III - Statement showing shareholding pattern of the Public shareholder

(1)	Category & Name of the Shareholders (I)	No. of shareholder (III)	No. of fully paid up equity shares held (IV)	No. of Partly paid-up equity shares held (V)	Nos. of shares underlying Depository Receipts (VI)	Total nos. shares held (VII = IV+V+VI)	Shareholding % calculated as per SCRR, 1957 As a % of (A+B+C2) (VIII)	Number of Voting Rights held in each class of securities (IX)			No. of Shares Outstanding convertible securities (including Warrants) (X)	Shareholding, as a % assuming full conversion of convertible securities (as a percentage of diluted share capital) (XI) = (VII)+(X) as a % of A+B+C2	Number of Locked in shares (XII)		Number of Shares pledged or otherwise encumbered (XIII)		Number of equity shares held in dematerialized form (XIV)
								No of Voting Rights		Total as a % of Total Voting rights			No.	As a % of total Shares held	No. (Not Applicable)	As a % of total Shares held (Not Applicable)	
								Class X	Class Y								
(1)	Institutions																
(a)	Mutual Funds / UTI	38	160399767			160399767	8.88	160399767		160399767	8.88	11104800	9.41				160399767
	SBI-ETF NIFTY 50		46667869			46667869	2.58	46667869		46667869	2.58		2.56				46667869
	UTI - NIFTY EXCHANGE TRADED FUND		20323506			20323506	1.13	20323506		20323506	1.13		1.11				20323506
	AXIS MUTUAL FUND TRUSTEE LIMITED A/C AXIS MUTUAL FUND A/C AXIS LONG TERM EQUITY FUND		18406383			18406383	1.02	18406383		18406383	1.02		1.01				18406383
(b)	Venture Capital Funds																
(c)	Alternate Investment Funds	32	5095501			5095501	0.28	5095501		5095501	0.28		0.28				5095501
(d)	Foreign Venture Capital Investors																
(e)	Foreign Portfolio Investors	1865	1304047932			1304047932	72.22	1304047932		1304047932	72.22		71.54				1304045432
	INVESCO OPPENHEIMER DEVELOPING MARKETS FUND		70297956			70297956	3.89	70297956		70297956	3.89		3.86				70297956
	GOVERNMENT OF SINGAPORE		47037326			47037326	2.60	47037326		47037326	2.60		2.58				47037326
	VANGUARD EMERGING MARKETS STOCK INDEX FUND, A SERIES OF VANGUARD INTERNATIONAL EQUITY INDEX FUNDS		24118510			24118510	1.34	24118510		24118510	1.34		1.32				24118510
	VANGUARD TOTAL INTERNATIONAL STOCK INDEX FUND		21732990			21732990	1.20	21732990		21732990	1.20		1.19				21732990
	GOVERNMENT PENSION FUND GLOBAL		19352441			19352441	1.07	19352441		19352441	1.07		1.06				19352441
	KUWAIT INVESTMENT AUTHORITY FUND 601		18896963			18896963	1.05	18896963		18896963	1.05		1.04				18896963
	JP MORGAN FUNDS - EMERGING MARKETS EQUITY FUND		18770268			18770268	1.04	18770268		18770268	1.04		1.03				18770268
(f)	Financial Institutions / Banks	21	1476928			1476928	0.08	1476928		1476928	0.08		0.08				1469828
(g)	Insurance Companies	38	130442895			130442895	7.22	130442895		130442895	7.22		7.16				130442895
	LIFE INSURANCE CORPORATION OF INDIA		71878298			71878298	3.98	71878298		71878298	3.98		3.94				71878298
	ICICI PRUDENTIAL LIFE INSURANCE COMPANY LIMITED		19748710			19748710	1.09	19748710		19748710	1.09		1.08				19748710



(h)	Provident Funds/Pension Funds																		
(i)	Others																		
(1)	Foreign Institutional Investor																		
	Sub-Total (B)(1)	1994	1601463023	0	0	1601463023	88.68	1601463023	0	1601463023	88.68	11104800	88.47	0	0	0	0	0	1601453423
(2)	Central Government / State Government(s)/President of India																		
(a)	Central Government / State Government(s)/President of India	6	2490832			2490832	0.14	2490832		2490832	0.14		0.14						2490832
	Sub-Total (B)(2)	6	2490832			2490832	0.14	2490832		2490832	0.14	0	0.14						2490832
(3)	Non-Institutions																		
(a)(i)	Individual shareholders holding nominal share capital up to Rs. 2 lakhs	629982	128812996			128812996	7.13	128812996		128812996	7.13	2048526	7.18						122980338
(a)(ii)	Individual shareholders holding nominal share capital in excess of Rs. 2 lakhs	89	22254515			22254515	1.23	22254515		22254515	1.23	51000	1.22						22113515
(b)	NBFCs registered with RBI																		
(c)	Employee Trusts																		
(d)	Overseas Depositories (holding DRs) (balancing figure)																		
(e)	Others																		
(1)	Trusts	61	292073			292073	0.02	292073		292073	0.02		0.02						292073
(2)	Directors & their Relatives	13	7901264			7901264	0.44	7901264		7901264	0.44		0.43						7901264
(3)	Foreign Nationals	4	1319			1319	0.00	1319		1319	0.00		0.00						1319
(4)	Non Resident Indians	13147	5337323			5337323	0.30	5337323		5337323	0.30	167400	0.30						5280973
(5)	Clearing Members	186	1014280			1014280	0.06	1014280		1014280	0.06	31858	0.06						1014280
(6)	Hindu Undivided Families	14483	1814797			1814797	0.10	1814797		1814797	0.10		0.10						1814797
(7)	Foreign Corporate Bodies	1	493669			493669	0.03	493669		493669	0.03		0.03						493669
(8)	Bodies Corporate	2848	19460724			19460724	1.08	19460724		19460724	1.08	3653816	1.27						19374269
(9)	Pension Funds	3	12904628			12904628	0.71	12904628		12904628	0.71		0.70						12904628
(10)	IEPF	1	1511806			1511806	0.08	1511806		1511806	0.08		0.08						1511806
	Sub-Total (B)(3)	660818	201799394			201799394	11.18	201799394		201799394	11.18	5952600	11.39						195682931
	Total Public Shareholding (B)= (B)(1)+(B)(2)+(B)(3)	662818	1805753249	0	0	1805753249	100.00	1805753249	0	1805753249	100.00	17057400	100.00	0	0	0	0	0	1799627186

Details of the shareholders acting as persons in Concert including their Shareholding (No. and %): Nil

Details of Shares which remain unclaimed may be given hear along with details such as number of shareholders, outstanding shares held in demat/unclaimed suspense account, voting rights which are frozen etc. 3,000 Equity Shares held under HDFC UNCLAIMED SUSPENSE ACCOUNT by 2 shareholders.

Note:

(1) PAN would not be displayed on website of Stock Exchange(s).

(2) The above format needs to be disclosed along with the name of following persons: Institutions/Non Institutions holding more than 1% of total number of shares.

(3) W.r.t. the information pertaining to Depository Receipts, the same may be disclosed in the respective columns to the extent information available and the balance to be disclosed as held by custodian




Table IV - Statement showing shareholding pattern of the Non Promoter- Non Public shareholder

Category & Name of the Shareholders (I)	PAN (II)	No. of share holder (III)	No. of fully paid up equity shares held (IV)	No. of Partly paid-up equity shares held (V)	Nos. of shares underlying Depository Receipts (VI)	Total nos. shares held (VII = IV+V+VI)	Shareholding % calculated as per SCRR, 1957 As a % of (A+B+C2) (VIII)	Number of Voting Rights held in each class of securities (IX)			No. of Shares Underlying Outstanding convertible securities (including Warrants) (X)	Shareholding , as a % assuming full conversion of convertible securities (as a percentage of diluted share capital) (XI) = (VII)+(X) as a % of A+B+C2	Number of Locked in shares (XII)		Number of Shares pledged or otherwise encumbered (XIII)		Number of equity shares held in dematerialized form (XIV)	
								No of Voting Rights					Total as a % of Total Voting rights	No.	As a % of total Shares held	No. (Not Applicable)		As a % of total Shares held (Not Applicable)
								Class X	Class Y	Total								
(1) Shares underlying DRs	-	-	-	-	-	-	-	-	-	-	-	-	-	-	-	-	-	-
(a) Custodian/DR Holder	-	-	-	-	-	-	-	-	-	-	-	-	-	-	-	-	-	-
(2) Shares held by Employee Trusts	-	-	-	-	-	-	-	-	-	-	-	-	-	-	-	-	-	-
(a) Employee Benefit Trust (under SEBI (share based Employee Benefit) Regulations, 2014)	-	-	-	-	-	-	-	-	-	-	-	-	-	-	-	-	-	-
Total Non-Promoter- Non Public Shareholding (C)= (C)(1)+(C)(2)			0	0	0	0	0	0	0	0	0	0	0	0	0	0	0	0

Note:
 (1) PAN would not be displayed on website of Stock Exchange(s).
 (2) The above format needs to disclose name of all holders holding more than 1% of total number of shares
 (3) W.r.t. the information pertaining to Depository Receipts, the same may be disclosed in the respective columns to the extent information available




Table V- Statement showing details of significant beneficial owners (SBOs)

Sr. No	Details of the SBO (I)			Details of the registered owner (II)			Details of holding/ exercise of right of the SBO in the reporting company, whether direct or indirect*: (III)		Date of creation / acquisition of significant beneficial interest# (IV)
	(I)			(II)			Whether by virtue of:		
	Name	PAN/ Passport No. in case of a foreign national	Nationality	Name	PAN/ Passport No. in case of a foreign national	Nationality	Shares	%	
							Voting rights	%	
						Rights on distributable	%		
						Exercise of control			
						Exercise of significant influence			
-	-	-	-	-	-	-	-	-	-
-	-	-	-	-	-	-	-	-	-

* In case the nature of the holding/ exercise of the right of a SBO falls under multiple categories specified under (a) to (e) under Column III, multiple rows for the same SBO shall be inserted accordingly for each of the categories.

This column shall have the details as specified by the listed entity under Form No. BEN-2 as submitted to the Registrar.

