



HOUSING DEVELOPMENT FINANCE CORPORATION LIMITED

www.hdfc.com

Disclosure of Share Holding pattern under Regulation 31 of SEBI (Listing Obligations and Disclosure Requirements) Regulations, 2015 ("Listing Regulations") specified securities

1. Name of Listed Entity: **HOUSING DEVELOPMENT FINANCE CORPORATION LIMITED**


2. Scrip Code : NSE: **HDFC** Name of Scrip: **HDFC** Class of Security: **EQUITY**

BSE: **500010**

3. Share Holding Pattern Filed under Reg. 31(1)(b) for quarter ended : **JUNE 30, 2022**

4. Declaration

Sr. No.	Particulars	Yes	No
1	Whether the Listed Entity has issued any partly paid up shares?		No
2	Whether the Listed Entity has issued any Convertible Securities or Warrants?	Yes	
3	Whether the Listed Entity has any shares against which depository receipts are issued?		No
4	Whether the Listed Entity has any shares in locked-in?		No
5	Whether any shares held by promoters are pledge or otherwise encumbered?		No
6	Whether the listed entity has any significant beneficial owner?		No



Corporate Office: HDFC House, H T Parekh Marg, 165-166, Backbay Reclamation, Churchgate, Mumbai 400 020.

Tel.: 66316000, 22820282. Fax: 022-22046834, 22046758.

Regd. Office: Ramon House, H T Parekh Marg, 169, Backbay Reclamation, Churchgate, Mumbai 400 020. INDIA.

Corporate Identity Number: L70100MH1977PLC019916

Table I - Summary Statement holding of specified securities

Category (I)	Category of shareholder (II)	No. of shareholders (III)	No. of fully paid up equity shares held (IV)	No. of Partly paid-up equity shares held (V)	No. of shares underlying Depository Receipts (VI)	Total nos. shares held (VII = IV+V+VI)	Shareholding as a % of total no. of shares (calculated as per SCRR, 1957) As a % of (A+B+C2) (VIII)	Number of Voting Rights held in each class of securities (IX)			No. of Shares Underlying Outstanding convertible securities (including Warrants) (X)	Shareholding, as a % assuming full conversion of convertible securities (as a percentage of diluted share capital) (XI) = (VII)+(X) as a % of A+B+C2	Number of Locked in shares (XII)		Number of Shares pledged or otherwise encumbered (XIII)		Number of equity shares held in dematerialized form (XIV)	
								No of Voting Rights					Total as a % of (A+B+C)	No.	As a % of total Shares held	No.		As a % of total Shares held
								Class X	Class Y	Total								
(A)	Promoter & Promoter Group																	
(B)	Public	881999	1814469764	0	0	1814469764	100.00	1814469764	-	1814469764	100.00	17057400	100.00	-	-	-	-	1809190231
(C)	Non Promoter - Non																	
(C1)	Shares Underlying																	
(C2)	Shares held by																	
	Total	881999	1814469764	0	0	1814469764	100.00	1814469764	-	1814469764	100.00	17057400	100.00	-	-	-	-	1809190231




Table II - Statement showing shareholding pattern of the Promoter and Promoter Group

Category & Name of the Shareholders (I)	PAN (II)	No. of shareholder (III)	No. of fully paid up equity shares held (IV)	No. of Partly paid-up equity shares held (V)	Nos. of shares underlying Depository Receipts (VI)	Total nos. shares held (VII = IV+V+VI)	Shareholding % calculated as per SCRR, 1957 As a % of (A+B+C2) (VIII)	Number of Voting Rights held in each class of securities (IX)			No. of Shares Underlying Outstanding convertible securities (including Warrants) (X)	Shareholding, as a % assuming full conversion of convertible securities (as a percentage of diluted share capital) (XI) = (VII)+(X) as a % of A+B+C2	Number of Locked in shares (XII)		Number of Shares pledged or otherwise encumbered (XIII)		Number of equity shares held in dematerialized form (XIV)	
								No of Voting Rights		Total as a % of Total Voting rights			No.	As a % of total Shares held	No.	As a % of total Shares held		
								Class X	Class Y									Total
(1) Indian																		
(a) Individuals / Hindu Undivided Family	-	-	-	-	-	-	-	-	-	-	-	-	-	-	-	-	-	-
(b) Central Government / State Government(s)	-	-	-	-	-	-	-	-	-	-	-	-	-	-	-	-	-	-
(c) Financial Institutions / Banks	-	-	-	-	-	-	-	-	-	-	-	-	-	-	-	-	-	-
(d) Others	-	-	-	-	-	-	-	-	-	-	-	-	-	-	-	-	-	-
Sub-Total (A)(1)	-	-	-	-	-	-	-	-	-	-	-	-	-	-	-	-	-	-
(2) Foreign																		
(a) Individuals (NRIs / Foreign Individuals)	-	-	-	-	-	-	-	-	-	-	-	-	-	-	-	-	-	-
(b) Government	-	-	-	-	-	-	-	-	-	-	-	-	-	-	-	-	-	-
(c) Institutions	-	-	-	-	-	-	-	-	-	-	-	-	-	-	-	-	-	-
(d) Foreign Portfolio Investor	-	-	-	-	-	-	-	-	-	-	-	-	-	-	-	-	-	-
(f) Others	-	-	-	-	-	-	-	-	-	-	-	-	-	-	-	-	-	-
Sub-Total (A)(2)	-	-	-	-	-	-	-	-	-	-	-	-	-	-	-	-	-	-
Total Shareholding of Promoter and Promoter Group (A)= (A)(1)+(A)(2)			0	0	0	0	0	0	0	0	0	0	0	0	0	0	0	0

Details of Shares which remain unclaimed may be given here along with details such as number of shareholders, outstanding shares held in demat/unclaimed suspense account, voting rights which are frozen etc.

Note:

(1) PAN would not be displayed on website of Stock Exchange(s).

(2) The term "Encumbrance" has the same meaning as assigned under regulation 28(3) of SEBI (Substantial Acquisition of Shares and Takeovers) Regulations, 2011.





Table III - Statement showing shareholding pattern of the Public shareholder

(I) Category & Name of the Shareholders	(II) No. of shareholder	(III) No. of fully paid up equity shares held	(IV) No. of Partly paid up equity shares held	(V) Nos. of shares underlying Depository Receipts	(VI) Total nos. shares held (VII = IV+V+VI)	(VII) Shareholding % calculated as per SCRR, 1957 As a % of (A+B+C2) (VIII)	(IX) Number of Voting Rights held in each class of securities			(X) No. of Shares Underlying Outstanding convertible securities (including Warrants)	(XI) Shareholding, as a % assuming full conversion of convertible securities (as a percentage of diluted share capital) (XI) = (VII)+(X) as a % of A+B+C2	(XII) Number of Locked in shares		(XIII) Number of Shares pledged or otherwise encumbered		(XIV) Number of equity shares held in dematerialized form	
							(IX) No of Voting Rights					(XII) Total as a % of Total Voting rights	(XIII) No.	(XIII) As a % of total Shares held	(XIII) No. (Not Applicabl e)		(XIII) As a % of total Shares held (Not Applicable)
							Class X	Class Y	Total								
(1) Institutions																	
(a) Mutual Funds	39	212439993			212439993	11.71	212439993	212439993	11.71	10845600	12.19					212439993	
SBI-ETF NIFTY 50		63023922			63023922	3.47	63023922	63023922	3.47		3.44					63023922	
HDFC TRUSTEE COMPANY LTD. A/C HDFC BALANCED ADVANTAGE FUND		26242432			26242432	1.45	26242432	26242432	1.45		1.43					26242432	
UTI - NIFTY EXCHANGE TRADED FUND		24025082			24025082	1.32	24025082	24025082	1.32		1.31					24025082	
AXIS MUTUAL FUND TRUSTEE LIMITED A/C AXIS MUTUAL FUND A/C AXIS LONG TERM EQUITY FUND		18299663			18299663	1.01	18299663	18299663	1.01		1.00					18299663	
(b) Venture Capital Funds											0.00						
(c) Alternate Investment Funds	41	2261098			2261098	0.12	2261098	2261098	0.12		0.12					2261098	
(d) Foreign Venture Capital Investors											0.00						
(e) Foreign Portfolio Investors	1805	1229260116	0	0	1229260116	67.75	1229260116	1229260116	67.75		67.12	0	0	0	0	1229257616	
INVESCO DEVELOPING MARKETS FUND		71295180			71295180	3.93	71295180	71295180	3.93		3.89					71295180	
GOVERNMENT OF SINGAPORE		56274348			56274348	3.10	56274348	56274348	3.10		3.07					56274348	
VANGUARD EMERGING MARKETS STOCK INDEX FUND, A SERIES OF VANGUARD INTERNATIONAL EQUITY INDEX FUNDS		24564930			24564930	1.35	24564930	24564930	1.35		1.34					24564930	
VANGUARD TOTAL INTERNATIONAL STOCK INDEX FUND		22771142			22771142	1.25	22771142	22771142	1.25		1.24					22771142	
GOLDMAN SACHS TRUST II - GOLDMAN SACHS GQG PARTNERS INTERNATIONAL OPPORTUNITIES FUND		19700670			19700670	1.09	19700670	19700670	1.09		1.08					19700670	
GOVERNMENT PENSION FUND GLOBAL		19485264			19485264	1.07	19485264	19485264	1.07		1.06					19485264	
(f) Financial Institutions / Banks	11	1320863			1320863	0.07	1320863	1320863	0.07		0.07					1320863	
(g) Insurance Companies	40	149602364			149602364	8.24	149602364	149602364	8.24		8.17					149602364	



	LIFE INSURANCE CORPORATION OF INDIA		81628590		81628590	4.50	81628590		81628590	4.50		4.46				81628590	
	ICICI PRUDENTIAL LIFE INSURANCE COMPANY LIMITED		19510124		19510124	1.08	19510124		19510124	1.08		1.07				19510124	
(h)	Provident Funds/Pension Funds	3	15881250		15881250	0.88	15881250		15881250	0.88		0.87				15881250	
(i)	Others																
(1)	Foreign Institutional Investor																
	Sub-Total (B){1}	1939	1610765684	0	0	1610765684	88.77	1610765684	0	1610765684	88.77	10845600	88.54	0	0	0	1610763184
(2)	Central Government / State Government(s)/President of India																
(a)	Central Government / State Government(s)/President of India	7	2491632		2491632	0.14	2491632		2491632	0.14		0.14				2491632	
	Sub-Total (B){2}	7	2491632		2491632	0.14	2491632		2491632	0.14	0	0.14				2491632	
(3)	Non-Institutions																
(a)(i)	Individual shareholders holding nominal share capital up to Rs. 2 lakhs	842330	140358970		140358970	7.74	140358970		140358970	7.74	2471677	7.80				135287802	
(a)(ii)	Individual shareholders holding nominal share capital in excess of Rs. 2 lakhs	90	22715031		22715031	1.25	22715031		22715031	1.25	339600	1.26				22611631	
(b)	NBFCs registered with RBI																
(c)	Employee Trusts																
(d)	Overseas Depositories (holding DRs) (balancing figure)																
(e)	Others																
(1)	Trusts	63	258011		258011	0.01	258011		258011	0.01		0.01				258011	
(2)	Directors & their Relatives	11	8099656		8099656	0.45	8099656		8099656	0.45		0.44				8099656	
(3)	Foreign Nationals	5	1664		1664	0.00	1664		1664	0.00		0.00				1664	
(4)	Non Resident Indians	17387	6351645		6351645	0.34	6351645		6351645	0.34	91200	0.35				6324635	
(5)	Clearing Members	107	364248		364248	0.02	364248		364248	0.02	600	0.02				364248	
(6)	Hindu Undivided Families	16317	2270171		2270171	0.13	2270171		2270171	0.13	96963	0.13				2270171	
(7)	Foreign Corporate Bodies	1	156623		156623	0.01	156623		156623	0.01		0.01				156623	
(8)	Bodies Corporate	3741	19020116		19020116	1.05	19020116		19020116	1.05	3211760	1.21				18944661	
(9)	IEPF	1	1616313		1616313	0.09	1616313		1616313	0.09		0.09				1616313	
	Sub-Total (B){3}	880053	201212448	0	0	201212448	11.09	201212448	0	201212448	11.09	6211800	11.32	0	0	0	195935415
	Total Public Shareholding (B)= (B){1}+(B){2}+(B){3}	881999	1814469764	0	0	1814469764	100.00	1814469764	0	1814469764	100.00	17057400	100.00	0	0	0	1809190231

Details of the shareholders acting as persons in Concert including their Shareholding (No. and %): Nil

Details of Shares which remain unclaimed may be given here along with details such as number of shareholders, outstanding shares held in demat/unclaimed suspense account, voting rights which are frozen etc. 3,000 Equity Shares held under HDFC UNCLAIMED SUSPENSE ACCOUNT by 2 shareholders.

Note:

(1) PAN would not be displayed on website of Stock Exchange(s).

(2) The above format needs to be disclosed along with the name of following persons:

Institutions/Non Institutions holding more than 1% of total number of shares.

(3) W.r.t. the information pertaining to Depository Receipts, the same may be disclosed in the respective columns to the extent information available and the balance to be disclosed as held by custodian

